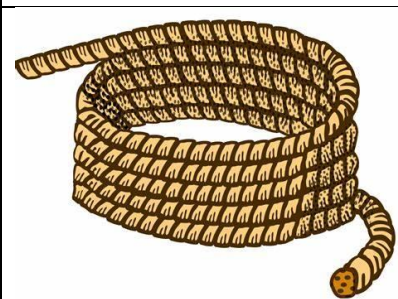


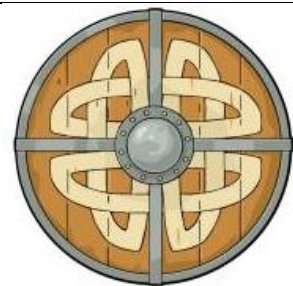



Lesson focus: adjectives

What is an adjective? Adjectives are also known as describing words. They describe a noun. They also help us to picture something in our heads when we are reading or telling someone a story. It's important to pick the right adjectives, so we can all see the same image in our heads! Adjectives can describe how something... **looks, smells, feels** like..

Examples:	Looks large spotty tiny red	Smells gross sweet delicious sweaty	Feels smooth rough prickly cold
------------------	--	--	--

Task number 1: Using the pictures below, can you talk about them and use some adjectives? Use the senses to help you. What do they...
Look smell feellike?
 Try to model thinking out loud to your child and model using words to describe. There is an adjective sheet attached that should help you with ideas. Try to show and say what you are thinking eg:
*"Hmmm.. well that helmet looks **furry** and **pointy** doesn't it? Oh and the sails on that ship are **stripy**. What do you think of the shield?"*



Task number 2: Create a bag, box or tray full of objects from around your home. Take it in turns picking something from the box and hiding it away from the other players. Describe the item that you picked out (without saying what it is) and try to get the other players to guess what it is. Think about all the ways you could describe it; how does it feel, smell, taste, look?

Lesson focus: Using adjectives purposefully

Examples:	Looks large spotty tiny red	Smells gross sweet delicious sweaty	Feels smooth rough prickly cold
-----------	--	--	--

Task number 1: We're learning a new story! Use this link: <https://www.youtube.com/channel/UCOR6RKBbfz0Z5qWG43JGoSg> To find the story on Year 2's youtube channel or the link provided on Teams to listen to **Dragon Stew - by Steve Smallman**

Task number 2: Have a think about Vikings. They aren't around anymore but they were tough and loved to fight and take over things! They also loved to build and make things and always had big parties to celebrate. How could you describe them? Have a go at using your adjective word mat to describe the Vikings below. Try to write one describing word under each picture.



**Task number
3:**

Now it's time for you to become a Viking! **Draw a picture** of yourself as a Viking or you could dress yourself up as a Viking too! Take a picture if you do. When you're done, **write 3 really good adjectives** to describe yourself as a Viking. Are you **big** and **mean**? Are you **tall** and **strong**? Do you have a **long** beard and **scary** sword?

Have some fun in the space below or use a new piece of paper.
Finally, use the **Viking name generator** to find out your new Viking name!
(mummy and daddy might need to help you 😊)

MY VIKING NAME:

Lesson focus: Plurals

What is a plural? Plural means a word showing that there is more than one thing. Most often this is done by adding -s to a noun.

Examples:	Dogs Houses Foxes	Cats Spoons Cakes	Rats Cars Buses
------------------	-------------------------	-------------------------	-----------------------

Task number 1: When you make something plural, most times you will need to add -s to the end of a word. Have a go at writing the plurals for these nouns. The first one has been done for you.



dogs	pen_	cat_	cup_
-------------	-------------	-------------	-------------

Task number 2: Carefully read the captions below. Can you draw the correct amount of items in the box next to the plural nouns?

5 pups	
2 caps	
4 jets	
8 pins	
3 pigs	

CHALLENGE:

Write a sentence using a plural noun. Eg: I can see six dogs.

Lesson focus: Writing plurals in lists.

What is a plural?	Plural means a word showing that there is more than one thing. Most often this is done by adding -s or -es to a noun.
-------------------	---

Task number 1:	Can you write the whole word this time? Remember to add the -s on the end to show there is more than one!
-----------------------	---

			
_____	_____	_____	_____

Task number 2:	<p>Watch the story video again here on this channel (or click the link on Teams): https://www.youtube.com/channel/UCOR6RKBbfzOZ5qWG43JGoSg</p> <p>Have a think about those Vikings going on their dragon hunt and all of the things that they took with them... circle all of the pictures below that shows something you WOULD take on a dragon hunt with you.</p>
-----------------------	---

Task number 3:	<p>Have a think about those Vikings going on their dragon hunt and all of the things that they took with them... what would you take if you were going on a dragon hunt? Draw, then write a list of things you would take on a dragon hunt! Remember to use -s on the end of any plurals!</p>
-----------------------	---

My Dragon Hunting List

- I will take...



- boots

Lesson focus: Sentence writing with adjectives and plurals

What is an adjective? Adjectives are also known as describing words. They describe a noun. They also help us to picture something in our heads when we are reading or telling someone a story. It's important to pick the right adjectives, so we can all see the same image in our heads! Adjectives can describe how something... **tastes, looks, smells, feels, sounds** or **acts**.

What is a plural? Plural means a word showing that there is more than one thing. Most often this is done by adding **-s** or **-es** to a noun.

Task number 1: Can you write these nouns? Remember to add an **-s** to show there is more than one!



			
_____	_____	_____	_____

Task number 2:

HAVE YOU GOT WHAT IT TAKES TO BE A DRAGON HUNTING VIKING?

Are you brave, strong and fearless? Have you got great hunting skills? Do you have the best weapon for defeating dragons?

Draw a picture of your dragon-hunting weapon and label it with as many adjectives (describing words) as you can! Use the adjective word mat to help you!

	Remember to focus on neat and tidy handwriting and getting your letters the right way around!	
---	--	---