




Davington Primary School

KS2 Results - Summer 2016

	Reading	Writing	Maths
School progress score	-0.70	+2	+1
Confidence interval	-2.40 to +1	+0.3 to +3.7	-0.40 to +2.4
Well above national average (about 10% of schools in England)			
Above national average (about 10% of schools in England)			
Average (about 60% of schools in England)			
Below national average (about 10% of schools in England)			
Well below national average (about 10% of schools in England)			
Kent average (local authority)	+0.6	+0.6	+0.2
National average	0	0	0