

Admission to

infant, primary & junior school

in Kent 2026

For children born between
1 September 2021 and 31 August 2022,
starting **reception year** in **September 2026**
and;
1 September 2018 and 31 August 2019,
transferring to **junior school** in **September 2026**



Use the simple, fast and secure way to apply online at:
www.kent.gov.uk/primaryadmissions

Apply by: Thursday 15 January 2026



What to do



Apply online by: Thursday 15 January 2026

Choose a school	Apply	Accept or decline
<p>Read all the information provided in this booklet.</p> <p>Find out about the schools you are interested in.</p> <p>Use all 3 preferences to give yourself the best opportunity of securing a school you have applied for.</p>	<p>Apply online at www.kent.gov.uk/primaryadmissions.</p> <p>Applications open on Friday 7 November 2025 and close at midnight on Thursday 15 January 2026.</p> <p>Tell us immediately via email about any change of address.</p>	<p>On Thursday 16 April 2026, an email will be sent to you informing you of your offer.</p> <p>You must accept or decline this offer by Thursday 30 April 2026.</p>

Contents

Coordinated admissions.....	4
Key dates.....	5
When your child starts school.....	6
How to apply.....	8
Which address to use.....	14
How offers are made.....	19
Receiving your offer.....	27
If you missed the deadline.....	31
In year admissions.....	32
Summer born children.....	33
Home education.....	35
School transport.....	36
General information.....	43
Your guide to data protection.....	50
Kent schools.....	52
Last year’s outcomes.....	124
Contact information.....	139
Glossary.....	140

The information given in this booklet relates to the school year 2026-27. Details were correct at the time of publication.

Note on terminology:

In this guide, “parent” is used to refer to anyone legally responsible for a child, including guardians.

Coordinated admissions

The coordinated admissions system manages the application processes for the normal point of entry to schools. These are:



For the coordinated process, Kent County Council collaborates with all local authorities to ensure that each child (who applied on-time) receives an offer of a singular school place on the relevant national offer day.

Applications must be made through the local authority where you are living on the relevant closing date (your home local authority).

Applications can include schools in another local authority if you wish, as long as the application is made through your home local authority. This means that:

If you live in Kent and want to name schools elsewhere – you must apply through Kent County Council.

If you live outside of Kent and want to name Kent schools – you must apply through your home local authority and list the Kent schools on that application.

For full details on Kent County Council's coordinated admissions process, please see the Primary Admissions Scheme available at www.kent.gov.uk/admissionscriteria.

Key dates

Friday 7 November 2025	<p>Applications open Apply online at www.kent.gov.uk/primaryadmissions.</p>
September – December	Parents to read all information available, visit school open events (if available) and make decisions on which schools to apply for.
Thursday 15 January 2026	<p>National closing date for applications Online application process closes. Any amendments after this date must be emailed to kentonlineadmissions@kent.gov.uk.</p>
Thursday 12 February 2026	Deadline for on-time changes to application details to be considered for national offer day.
Thursday 16 April 2026	<p>National Offer Day Offers of school places are sent to parents via email.</p>
Thursday 30 April 2026	<p>Deadline for parents to accept/refuse the school offered.</p> <p>Parents will also be given the opportunity to join the waiting list for schools named on the original application.</p> <p>Deadline of ‘late’ school applications to be considered for Kent Reallocation Day.</p>
Monday 18 May 2026	Appeals for schools named on your original application must be lodged by this date to be heard before September. See www.kent.gov.uk/appeals for more information.
Thursday 21 May 2026	<p>Kent Reallocation Offer Day KCC reallocates any places that have become available from the waiting list.</p> <p>Parents that have received an offer of a school place from KCC can approach schools directly for alternative places.</p>

When your child starts school

Primary education covers the age range of 4 to 11. An academic year runs from September in one calendar year to August of the following calendar year. Therefore, children who are born between **1 September 2021** and **31 August 2022** will normally start school during the school year 2026-27.

Parents do not legally have to send their child to school until the term in which their child reaches compulsory school age – the prescribed day after their 5th birthday (or on their 5th birthday if it falls on a prescribed day). The prescribed days are 31 December, 31 March and 31 August. However, to give as many children as possible at least 8 terms in infant education, all schools must provide for the admission of all children from September following their 4th birthday.

While schools are free to propose phased induction timetables for new students, they cannot be enforced if a parent's preference is for their child to start full-time at the start of the September term following their 4th birthday. Similarly, where parents wish for their child to start school on a part-time basis, schools are legally required to support these requests until a child reaches compulsory school age.

Parents also have the right to delay their child's start date (known as deferred entry) until later in the school year, but not beyond when they reach compulsory school age at beginning of the term after they turn 5 and not beyond the beginning of the final term of the school year in April. If you plan to defer your child's start date until later in the school year, you must still apply at the usual time for primary or infant school places. You should also speak to the schools you are applying for, to discuss how you would like your child to be admitted.

Children born between 1 April and 31 August are sometimes referred to as summer born children. They have the same right to defer entry as any other child but are not legally required to attend school until the start of year 1. For more information on the options available for summer born children, please see page 33.

Will starting school affect my child's entitlement to free Early Years education?

All 3- and 4-year-olds in England are entitled to 15 hours of free Early Years education each week for 38 weeks of the year and this can be used at registered day nurseries, nursery schools, pre-schools, and childminders. Some families may also be eligible for an additional 15 hours, totalling 30 hours per week, if they meet specific criteria.

If your child starts school on a part-time basis and you would like to know if they will be entitled to receive/continue to receive any free entitlement for the remainder of the day, you should

contact Kent Children's Information Services on 03000 412323 or email kentcfis@theeducationpeople.org.

Further information is also available at www.kent.gov.uk/cfis.

How to apply

Deciding which schools to apply to

Kent has a wide range of primary, infant, and junior schools, including community schools, church aided schools, and academies.

Schools publish lots of information about what they teach, the facilities they offer and what they aim to achieve for their pupils on their websites. Headteachers welcome enquiries from parents and will be able to tell you in great detail about their schools. You can find their website addresses in this booklet.

Primary education covers the age range of 4 to 11 and includes the following types of schools:

- **Infant schools** admit children aged 4 to 6 years. The year groups are from reception year to year 2. Please be aware if you apply for an infant school, you will need to apply for your child to either transfer to a junior or a primary school when your child reaches year 2. See the section below on [page 11](#) for more details.
- **Primary schools** admit children aged 4 to 11 years. The year groups are from reception year to year 6.
- **Junior schools** admit children aged 7 to 11 years. The year groups are from year 3 to year 6.

Please see [page 55](#) for a full list of Kent's infant, primary and junior schools.

There is no substitute for seeing things for yourself. That is why all schools hold open days and evenings, usually during the September and November before the point of entry, where parents and children can visit and talk to teachers and existing pupils. We believe this provides a very good opportunity for you to get a feel of the school and encourage you to use the opportunities available. Please see school websites for information about when these open days will take place.

Even if you already have an older child at the school, you must apply for a place for your younger child. You will not automatically receive a place because you already have a sibling there.

Parents are also advised to consider whether they intend to apply for transport assistance when selecting their preferences, as they will be used when determining their child's eligibility. Kent will not normally provide transport where a parent prioritises a school which is not the nearest appropriate for transport purposes. Please see [page 36](#) and www.kent.gov.uk/schooltransport for more information.

We strongly recommend that you focus on the schools that interest you the most.

What if my child has additional needs or an EHCP?

The application process explained in this book does not apply to children with an Education, Health, and Care Plan (EHCP). Further information around starting infant, primary and transfer to junior school for children with an EHCP can be found at www.kent.gov.uk/SEND. Alternatively, you can email the Special Educational Needs Office at sendadmingeneral@kent.gov.uk.

If your child has additional/special educational needs but does not have an EHCP, even if you are in the process of statutory assessment, you should still apply for a primary school place as described in this book.

More information is also available on [page 47](#).

Apply online

When you know what schools you are interested in, you can apply online at the web address below. An application form (RCAF or JCAF) can be provided in an alternative format for accessibility reasons upon request by emailing kentonlineadmissions@kent.gov.uk.



Apply online at:
www.kent.gov.uk/primaryadmissions

You need to apply by midnight on Thursday 15 January 2026 to join reception year or to transfer to a junior school in September 2026.

You should complete the application by naming up to three schools; putting them in order of preference with the one you would like most, first. Please see [page 14](#) for which address you should use on your application.

You can apply for schools inside or outside of Kent County Council's (KCC) area, but you must name all of them on the same application; you can only fill in one application and it must be submitted via a form supplied by the local authority you live in. Your local authority is the one in which you pay your council tax bill to.



Please note that you must NOT use Kent's online application process, RCAF or JCAF if you do not live in Kent. Your application will be withdrawn and will not be processed.



Please ensure that all the information on the application is accurate before it is submitted. KCC will not take any responsibility in checking the contents of an application.



Please note if the application has not been submitted by the applicant, KCC will be unable to process it. Applications for Children in Care should be made by the assigned Social Worker of the Local authority that is the Corporate Parent.

If you are applying online for school places for the first time, you will have to register with the website and create a user account, selecting your own password.

The website will ask you to verify your account by clicking on the link provided in the email sent to the email address used to set up the account. This email is not an application. Once registered, you can then make an application for school places either straight away or by logging back in later, provided it is before the closing date. An application is only valid if it has been submitted by the closing date of Thursday 15 January 2026.

Once you have submitted your application, you will receive an email confirming that we have received it. Please check your spam/junk folders for this email before contacting the team.

If you apply online and then un-submit your application (either by making a change or for any other reason) KCC is not responsible for processing the unsubmitted application. You must ensure that your application is fully submitted by the closing date. If an application has not been submitted, KCC will be unable to process it.



Please remember to let us know if you change your home address or your email address after the closing date so that our records are kept up to date as we provide this information to the school you are offered. Any changes of information need to be sent from the email address used to apply.

It is the responsibility of the parent to ensure that:

- they are selecting the correct school for each preference;
- the application states if the child will have a sibling in the school or a linked school in September 2026 and must provide the sibling's full name and date of birth;
- they send any supporting evidence to the relevant school they would like to be considered for under health and special access reasons (if applicable) more information on health and special access criteria can be found on [page 23](#);
- they complete and return any Supplementary Information Forms (if available) to the relevant school.

If you require any support applying online, please email kentonlineadmissions@kent.gov.uk.

Supplementary Information Forms (SIFs)

Some schools have another form available called a Supplementary Information Form (SIF). Certain schools will use the information collected on this additional form to rank your child against their oversubscription criteria (for example if they are a church school or give priority to children eligible for free school meals). You only need to fill in a SIF if you want your child to be considered against the oversubscription criteria it covers.

See the Kent schools' pages at the end of this booklet for details on which schools have a SIF available. You can get the SIF from the school or by going to the 'Admissions criteria 2026-27' section at www.kent.gov.uk/admissionscriteria.

Please return SIFs direct to the school, and not KCC. As the SIF is not the official KCC application form, you must also complete a CAF naming the school, otherwise your child cannot be considered for a place there.

Applying for infant and junior schools

If you are applying for an infant school, you will need to apply for your child to transfer to either a junior school or a primary school when your child reaches year 2.



There is no automatic transfer between infant and junior schools. You must still apply for a place.

Some infant schools are linked to a junior school which means they give special priority in their oversubscription criteria to those who attend the infant school. A list of linked infant and junior schools can be found on [page 54](#).

If the infant school your child attends is linked to a junior school and you do not wish for your child to go there, you can name other junior schools when completing the Junior Common Application Form (JCAF).



DO NOT name any primary schools on your JCAF as the form is only used to apply for junior schools. If you name a primary school, this will be deleted from your form and you will lose the opportunity of naming a preference.

If you do not wish your child to go to a junior school and would rather apply for a year 3 place at a primary school, you must contact the primary school and complete an In Year Admissions Form (IYAF). More information on the In Year Admissions process can be found on page 32. Children who attend a primary school do so from the age of 4, so any admission into year 3 would be considered outside the normal point of entry to the school. This reduces your chances of gaining a place at a primary school, as the majority, if not all of the year 3 places will be taken by the year 2 classes progressing through the school.

If your child already attends a primary school and you wish to move them to a junior school, your application will be dealt with the same as any other applicant, but we will not offer an alternative junior school place if we cannot meet your preferences.

Multiple applications

Only one application per child will be accepted. If you apply online, you do not need to complete any other form of application, other than any SIFs that may be available.

If more than one application is received for a child, parents will be contacted and asked to agree in writing which application should be used. It is not the role of the Local authority to decide which application to use where both parents retain parental responsibility for the child. KCC's Admissions Team are not able to resolve parental disputes, and we would expect both parties to come to a sensible resolution.

Where agreement cannot be reached both applications will be withdrawn and the child will not be offered a place on Thursday 16 April 2026.

Where a court proceeding is sought to decide which parent's application should be used it cannot be shared with KCC unless the courts give explicit consent to do so. In these cases, it would be helpful to ensure any related court order makes clear which parent has the overall right to apply and where necessary the school preferences which should be named. A court order cannot vary KCC's prescribed address requirements, nor can it compel a school to offer a place outside of the co-ordinated admissions process. This means a court decision is limited to what school preferences an application can include, not which school will ultimately offer a child a place.

Parents should be mindful of key deadlines when taking this approach as no extensions will be granted for any delay that arises.

Gender and Common Basic Data Set (CBDS)

KCC collects admissions applications and related data items from parents in order to fulfil the legal obligations laid out in the School Standards and Framework Act (1998) and the current School Admissions Code (2021). In order for Local Authorities to fulfil these duties, the Department of Education (DfE) defines what data each Local Authority must collect, how it must be referred to and what limitations (if any) are placed on its collection. These requirements are available in the Common Basic Data Set, which can be found on www.gov.uk and include the following:

- Sex – a value which identifies the sex of the person as recognised in law;
- Gender identity – a person's inner concept of self as male, female, neither or a blend of both.

Under UK law children cannot obtain a Gender Recognition Certificate and therefore cannot change their legal sex.

LAs are required to collect a child's "sex" for the purposes of administering the admissions process. While the DfE have recently made some non-mandatory changes to the CBDS to offer an additional "Gender Identity" field, software companies who provide the admissions systems used by all Local Authorities have not yet made the necessary changes to reflect these options. It is unlikely that these changes will be made by software companies until the DfE makes them a mandatory requirement. KCC must therefore currently continue to seek confirmation of the child's "sex" using male or female as the only available options. Applicants should consider any reference to "gender" to be a request to confirm the child's "sex" as defined above. We are unable to record any other response on each child's admissions record.

Where applications are made for gender questioning and non-binary gender pupils, parents are advised to discuss that application with their preferred schools to agree the most appropriate way to identify their child using the options that are currently available.

Which address to use

Child's home address



A child's home address is defined as a residential property that is the child's main or only residence where they live, not an address at which your child may sometimes stay or sleep due to your own domestic or educational arrangements. It must be the residence of both the parent and the child on Thursday 15 January 2026, the deadline for submitting your application.

In the vast majority of circumstances, schools will expect there to be a financial connection between yourself and where the child lives, such as a rental agreement or ownership of the property.

KCC reserves the right to check information that parents give on their child's application form. When you receive the offer of a school place from KCC, you will be asked to provide the school with evidence that you and your child live at the address used on the application. This evidence can be, for example, an utility bill, bank or credit card statement, council tax bill or any other formal documents that would show you as the parent were living at your address at the closing date for applications.

For the child, this evidence could be, for example, the child's bank statement, hospital or doctor's appointment letter or formal document.

This is not an exhaustive list and the school, or Local authority reserves the right to request further documentation if it considers the evidence provided is insufficient to prove that you and your child were living at the application address. **The evidence you supply should be dated within the application window of Friday 7 November 2025 - Thursday 12 February 2026.**

Parents should also be aware that schools may wish to collect their own information when you return your address evidence such as a child's short form birth certificate. It is also likely that schools will ask you to complete their own induction documentation.

If you do not provide address evidence, or if you provide insufficient evidence to confirm your address, the offer may be withdrawn. The vacant place would then be offered to the child who had been disadvantaged on Thursday 16 April 2026 and was effectively displaced by your application at that time.

Where your living arrangements are more complex, it is important that you use **the main address your child lives at** when applying for a school place. If you use an address that is later found to be incorrect for the admission process, your school offer may be withdrawn even if you can show evidence that you own or had access to that property.

It can take an extended period to complete investigations into misleading applications and parents may find that they have missed deadlines to join school waiting lists or appeal once their offer has been withdrawn. KCC does not provide a timescale by which these investigations will be completed. Parents will be responsible for finding another school place if their school offer is withdrawn following an investigation.

Please find below some examples of situations that will require you to determine which address to use. If your specific situation is not listed below, or you are unsure of which address you should be using, you should contact the Admissions Team for further assistance by emailing primaryadmissions@kent.gov.uk.

Moving home

As explained above, you should only apply using your child's current home address.

If you are moving home during the admissions window, we will be able to amend your application to reflect your future address if sufficient evidence is received no later than Thursday 12 February 2026. Once you have the appropriate documentation confirming an exchange of contracts, with a completion date or a signed rental agreement/lease, please email it to the Admissions Team and we will amend your application to reflect your new address.



All parents MUST therefore email the Admissions Team if their home address changes between Thursday 15 January 2026 and Thursday 12 February 2026. Changing your address on the website will not update the application.

In most circumstances, it would be expected that you would move in before National Offer Day on Thursday 16 April 2026.

If you have purchased a new build property, this deadline can be extended until Tuesday 1 September 2026 as a reflection of the fact that completion dates can change unexpectedly. This provision will only apply where houses are being built as part of a large-scale development, not a personal project undertaken by the individual.

If you are not residing in the property by these dates, the offer of a school place may be withdrawn, so it is imperative you inform the Admissions Team if you think you are unlikely to be living in the address by that time.

If you are moving due to a house exchange or renting a property from a Housing Association or private landlord, the letter that you receive confirming the date you can move in and your agreement to rent that property will be considered as proof of moving. KCC cannot accept a letter offering a property for you to view as proof of moving.

If you do not exchange contracts with a completion date or have a signed rental agreement/lease until after Thursday 12 February 2026, KCC will not be able to make any amendments to your application but can use your new address for correspondence purposes. Please be aware of this deadline as no exceptions will be allowed under any circumstances.

If you are submitting a reallocation application, you **MUST** inform the Admissions Team of any address changes with appropriate evidence by Thursday 30 April 2026. The expectation is that you would move into the new property by Kent Reallocation Day, Thursday 21 May 2026.



Please be aware that moving during the application window will complicate your admissions process and, in many circumstances, significantly reduces your chances of securing a place at a school of your preference. Parents are therefore advised to pay special attention to key dates in the admissions process and wherever possible, organise your affairs to ensure address changes are made within admission's deadlines. It is understood that this is not always possible, however, KCC has no discretionary authority to vary the process for parents who cannot complete address moves in time to make use of them for admission purposes.

Any residential move which takes place between the relevant closing date for applications and the end of the first school term may be investigated to establish if a parent has misrepresented their living arrangements for the purpose of securing a school place outside of the family's intended residential area. If the Admission Authority considers this to be the case, it may consider the application at the time to have been misleading and may withdraw the school place.

If you are thinking of moving but have not seen a property to rent or buy, then you should complete a SCAF using your current address. If you name schools that are in the area you wish to move to, but you are not living there, there is an increased likelihood that you will not receive an offer at one of those schools as places could be offered to applicants that live nearer. If you are unsure which preferences to name on this application, please email us at primaryadmissions@kent.gov.uk for further advice.

Shared residency

KCC can only accept one address on the RCAF or JCAF and if your child lives at two different addresses during the week because of joint residency or another formal living arrangement we will regard the child's home address as the one at which they will sleep for the majority of school nights (Sunday to Thursday) in the first academic year. We would expect parents to use the community school term dates to calculate the split which can be found at www.kent.gov.uk/education. In the unlikely event that a child will spend an equal number of days at both addresses, or if you need any assistance, please contact primaryadmissions@kent.gov.uk.

You should not use any other address at which your child may stay during the school week such as at a friend's, grandparents', or child minder's home.

Where parents are seeking agreement on their child's application through the courts, it cannot be shared with KCC unless the courts give explicit consent to do so. In these cases, it would be helpful to ensure any related court order makes clear which parent has the overall right to apply and where necessary which preferences should be named. A court order cannot vary KCC's prescribed address requirements, nor can it compel a school to offer a place outside of the co-ordinated admissions process. This means a court decision is limited to what school preferences an application can include, not which school will ultimately offer a child a place.

If your child stays at two addresses and you are unsure which address to use, please contact the Admissions Team for advice.

Access to multiple properties

Depending on your circumstances, there is a possibility that you own, rent or have access to a property closer to a school that you are interested in, but live at a property that you own, rent or have access to elsewhere. You should use the address where you and your child are actually living, and is your main residence as defined above.

Examples of cases that will be fully investigated and are likely to result in offers being withdrawn:

- renting a property close to a popular school but retaining access to another property;
- living with a relative but retaining access to another property;
- moving to a property close to a particular school and then moving out of the area shortly after offers have been made;
- signing a tenancy agreement but opting to delaying moving to this new property until the relevant offer day.

Temporary address

You should not use an address that has been rented, moved into or lived in on a short-term basis in addition to your regular 'home' because of temporary personal circumstances, such as, works being carried out to the main family residence, or living temporarily with family or friends at another home.

If your circumstances have meant you have had no choice but to temporarily move to or remain living in another property, you should inform the Primary Admissions Team, by emailing primaryadmissions@kent.gov.uk when you apply, advising them of the reasons why and providing evidence to support your circumstances. The team will advise you which address you

should use, but in most circumstances, it will be the address that you will be living in at the point your child starts school.

If you live outside of England

While the DfE have indicated that local authorities have the option to accept applications from families who are not currently in England, it is still necessary for all applicants to fulfil the address requirements outlined above.

This ensures that pupils currently residing in Kent and those intending to return are treated in a consistent manner. As some families own or are able to access more than one property, KCC's admission process is clear on what can be considered a child's address from an admissions perspective. These requirements ensure that applications can only be made from a single address so that families are not able to undermine the key principle of the co-ordinated admissions process, which is to ensure a child cannot be offered a place at more than one school to the detriment of other applicants. Where an address does not meet these requirements, it cannot be considered for admissions purposes, which may limit KCC's ability to process a related application.

It is understood it is not always possible to arrange home moves to align with the school admissions process. However, it is similarly not possible to remove any negative impact a family may face if they are not able to use a preferred address as a result. This effect is felt equally by parents moving within England or even within a Local Authority's boundaries during the admissions timeframes, so parents moving back to England are not being treated any less favourably than others in similar circumstances.

Crown Servants and families of HM Armed Forces

If you are a member of His Majesty's Armed Forces or a Crown Servant and are being posted back to the UK, you may use a UK address that you own or name of HM Forces Station/Base as a home address even though you may not be resident at the time of application. KCC must also receive an official government letter (e.g. MOD, FCDO or GCHQ) declaring a relocation date and that the family will be resident in Kent by 1 September 2026. A confirmed address, or in the absence of this, a Unit or "quartering area" address, will be accepted as the home address on the application. The law allows for KCC to use this address as your family's main residence even though you may not be resident at the address or even in the country.

However, it does not guarantee you a place at your preferred schools. For further information, please contact the Admissions Team.

How offers are made

You are invited to apply for up to three schools by completing a Reception Common Application Form (RCAF) and KCC will make sure every Kent child who has submitted a RCAF gets ONE offer. If you are applying for junior schools, you may apply for up to three junior schools by completing a Junior Common Application Form (JCAF).

Naming only one preference does NOT guarantee your child a place at that school or give your child priority for a place over another child, neither does naming a school more than once. If you name a school multiple times, the duplicates will be deleted from your form, and you will lose the opportunity of naming different preferences. There is no requirement to name 3 preferences but failing to do so increases the likelihood of the local authority making an offer of a school some distance from your home, where local schools have been filled with children that used their full range of preferences.

KCC will tell infant, primary, and junior schools who has applied for places and provide them with any information that has been submitted on the RCAF/JCAF. The Primary Admission scheme is an Equal Preference Scheme, which means that schools will not take into account whether you have placed them as 1st, 2nd, or 3rd, as KCC does not provide them with this information.

Each school will look at all their applications and draw up a rank order based on their oversubscription criteria to decide who will get places. Oversubscription criteria are a set of rules which a school uses to place children into priority order, or rank, if it receives more applications than spaces available. This means, for example, that if how close children live to the school is an important factor, the children who live closest are most likely to be offered places. For more information on oversubscription criteria, please [see page 21](#).

When ranking children, schools WILL NOT take into account:

- how long your child's name has been registered at a school;
- if your child attends a nursery class on the school site or if the nursery is affiliated with the school (unless this is a published aspect of a school's admission arrangements);
- if the nursery takes children into the school or classrooms for any social activities or the child knows the teachers through visiting the school;
- if your child attends a playgroup or preschool nearby or on the school site;
- any previous association you or your extended family may have had with the school either by attending it or by participating with any of the school's activities;
- how long you may have lived in the area or a parent's intention of moving into the area in the future;
- a parent's particular reason for expressing a preference for the school, for example the presence of breakfast or after school clubs, activity clubs for sports or music, if any of

the child's friends will be going to the school; unless it is a published aspect of that school's oversubscription criteria;

- any plans regarding childcare arrangements that you may make for a particular school.

Once the schools have determined an order of priority for applicants using their oversubscription criteria, KCC will use a computer program to finalise offers.

The order you name the schools in only matters if more than one of them could offer your child a place. If this happens, we will look back at your preferences and offer whichever of them you named highest on the form. The unused offer for the lower preference school(s) will then be offered to a child that was ranked lower on that school's list.

If none of your preferred schools can offer you a place because there were other children who had a greater eligibility for the place(s) than your child when the oversubscription criteria were applied, KCC will allocate an alternative school that has available places. Whilst this school will not be one of your preferences, KCC wishes to ensure every child is offered a school place.

KCC will try to make this the nearest school to your home with available places. This school may be some distance from your home as KCC can only offer a place from a school that has spaces remaining once all other applications have been considered.

The allocation that is made will not take into account any of your child's individual circumstances or your preference for a particular type of school e.g. a church school, size of school, childcare facilities or travelling arrangements.

All admission authorities have to plan for the number of children they admit to their schools very carefully. The Published Admissions Number (PAN) noted on each school's entry in the 'Kent Schools' section will show you the number of children the school will admit this year.

However, since the 2012 School Admissions Code was introduced, schools have been able to decide to increase this number before offers are made. This is known as offering in excess of PAN and schools can decide to do this as late as February each year. While schools can increase the number of places that they make available, they are not able to reduce the number during this timescale. As KCC is unaware of many schools' intentions to offer in excess of PAN at the time of publication of this book, it is not recorded here. Please contact the schools you are interested in naming as preferences to see if they are intending to increase their intake number this year, if this will be important to your decision-making process.

Whilst schools have been able to increase the number of offers made, infant and primary schools must also abide by Infant Class Size legislation. Since September 2001, the law has said that an infant class (reception, year 1 and year 2) cannot have more than 30 children with one qualified teacher in a classroom. The teacher must be a fully qualified teacher and not a teaching assistant; schools therefore cannot admit above 30 children per class.

Oversubscription criteria

Oversubscription criteria are a set of rules which a school uses to place children into priority order, or rank, if it receives more applications than spaces available. Each school's individual oversubscription criteria can be found in their published admission arrangements. This is available on their website or at www.kent.gov.uk/admissionscriteria. However, some of the most common criteria is explained below.

Community and voluntary controlled schools in Kent use this oversubscription criteria, with the exception of Guston Primary School, St Peter's CofE Primary School (Tunbridge Wells), Tunbury Primary School and Whitfield Aspen Primary School.

Where a school fails to provide a description of their oversubscription criteria, KCC's oversubscription criteria will be used.

Looked after children or previously looked after children

A looked after child or a previously looked after child is a child which is either in the care of the Local authority or is being provided with accommodation by a Local authority in the exercise of their social services functions under Section 22(1) of the Children Act 1989, or a child who ceased to be so because they became subject to an adoption, child arrangement order, or special guardianship order.

An adoption order is an order under Section 46 of the Adoption and Children Act 2002. A child arrangement order is an order setting the arrangements to be made to the person with whom the child is to live under Section 8 of the Children Act 1989. Section 14A of the Children Act 1989 defines a 'special guardianship order' as an order appointing one or more individuals to be a child's special guardian/guardians.

A previously looked after child means such children who were adopted but immediately after being looked after became subject to an adoption, child arrangements, or special guardianship order including those who appear to have been in state care outside of England and ceased to be in state care as a result of being adopted. A child is regarded as having been in state care outside of England if they were in the care of or were accommodated by a public authority, a religious organisation, or any other provider of care whose sole or main purpose is to benefit society.

Looked after children and previously looked after children get the highest priority for school places as per the School Admissions Code.

If you apply under this criterion, you will need to provide evidence to the Primary Admissions Team to show that your child qualifies. Once you have completed the online application, please send copies of your evidence separately to primaryadmissions@kent.gov.uk including your child's name, date of birth and home address. If you do not supply evidence, it may not be possible to process your application under this criterion.

Attendance at a linked school

This is where there is a link (used for admissions purposes) between a particular infant school and a particular junior school. Children who are attending the infant school are given priority for admission to the relevant linked junior school. A list of linked infant and junior schools can be found on [page 54](#).

Siblings

In most circumstances, where the term ‘brother or sister’ is used, it means children who live as brother and sister in the same house, including natural brothers or sisters, adopted siblings, stepbrothers or sisters and foster brothers or sisters. Please check the school’s admission arrangements for their exact definition. Where a school has not explained how it defines a sibling, the explanation given here will apply.

For some schools (including community and voluntary controlled schools), a sibling rule also applies. The sibling claim will stand if the family have continued to live at the same address as when the older sibling was admitted to the school or, if:

- the family have moved, and they have moved to within 2 miles of the school;
- if the family have moved nearer to the school from where they were living previously.

A sibling link is broken when:

- if the older sibling is currently in year 6 because the sibling will be transferring to secondary school in September 2026
- you have moved further away than when the sibling was admitted and it is more than 2 miles from the school

Once a sibling link is broken, it will not be reinstated for any reason. Sibling priority is permanently lost for that child regardless of any further address moves a family may make in the future.

Whilst linked infant and junior schools are considered to be the same school for this criterion, if sibling priority has previously been lost (as above), it will not be reinstated when the child transfers from an infant to the linked junior school.

Where a child is transferring from year 2 and would not be attending the infant school from the start of the academic year, but applied for the linked junior school, the link would not be broken for a child applying for the infant school.

If siblings from multiple births (twins, triplets etc) apply for a school and the school would reach its Published Admission Number (PAN) after admitting one or more, but before admitting all of those siblings, KCC will offer a place to each of the siblings if allowed through the school's admission arrangements, even if doing so takes the school over PAN. This may not always be possible for example, if the school makes use of random allocation in its oversubscription criteria. If offering to multiple birth siblings results in breaching infant class size legislation, the children are to be treated as 'excepted' pupils.

If your child secures an offer of a place at the school on Thursday 16 April 2026, sibling priority will apply to any of their siblings that apply for a place through the In Year process or who are on the school's waiting list up to the start of the September 2026-27 term, even though the offered child will not have started yet.

Health, social and special access reasons

Medical, health, social and special access reasons will be applied in accordance with the school's legal obligations, particularly those under the Equality Act 2010. Priority under this criterion will be given to those children whose mental or physical impairment or social need means they have a demonstrable and significant need to attend a particular school. Equally, this priority will usually apply to children whose parent's physical or mental health or social needs means that they have a demonstrable or significant need for their child to attend a particular school. Please check the school's admission arrangements for their exact definition. Please note that social needs do not include your intended or current childcare arrangements.

All claims will need to be supported by written evidence from a suitably qualified medical or other practitioner which can demonstrate a special connection between these needs and the particular school that parent's feel can accommodate these needs. This must be sent directly to the school before Thursday 12 February 2026 for the school to consider the evidence. Without this evidence, when schools are ranking children in accordance with their oversubscription criteria, they cannot take your needs into account.

In most circumstances, an applicant should only apply for a single school under this criterion. Placing the same evidence for more than one of your preferred schools will only establish that more than one school can accommodate your child's needs. If you feel your circumstances support applying for more than one school, please discuss it with the Primary Admission team, who can also provide any other advice required by parent's who wish to apply under this criterion.

Distance

Maps and internet-based measuring tools will give you an indication of the distance from your address to school, but they often use different reference points. So that distances are worked out consistently, KCC's measuring software uses address point data provided by National Land and Property Gazetteer (NLPG) which is updated annually. The address point reference we have for your property is taken as one end of a straight line, with the address point reference for the school as the other end. The point provided by NLPG may fall anywhere within your property boundary.

Where applications are made from new build properties that are not registered to the NLPG, KCC may be required to temporarily use planning co-ordinates. Where a new build housing development requires a new school or the significant enlargement of an existing school, this criterion may allow for a catchment area (defined by a map) to be created for the relevant school. This must be included in the Statutory Public Notice and admissions determination and will be valid for a period not exceeding three rounds of admissions.

The same address point on the school site is used for everybody. When we apply the distance criterion for an oversubscribed school, these straight-line measurements are used to determine how close each applicant's address is to the school. Address point references allow us to calculate distance in miles to four decimal places.

A block of flats has a single address point reference, so applicants living in the same block will be regarded as living the same distance away from the school.

In the unlikely event that two or more children have equal eligibility for the last available place at the school, the names will be issued a number and drawn randomly to decide which child should be given the place.

KCC supplies address point data to all schools but some Foundation and Voluntary Aided schools, Free schools and Academies may use different methods to measure distances from applicant's homes. This will be clearly explained in each school's oversubscription criteria. Where a school has not explained that it will use a different method, the method described here will apply.

Please note that the distance in relation to Ramsgate Arts Primary School is calculated differently. Please see the school's individual admission arrangements for further information.

Likelihood of being offered your first preference

The best way to assess the chances of your child getting into your first preference school is to study that school's oversubscription criteria which is available at www.kent.gov.uk/admissionscriteria. Before you fill in the RCAF or JCAF make sure that you have read the oversubscription criteria for the schools you are listing. You need to think carefully about whether your child is likely to meet these criteria.

One of the most important criteria for many schools is the distance you live from the school. The distances from which schools allocate places change from year to year, depending on demand. You may need to check with the school whether they have been able to admit children from your address in recent years. When deciding your preferences, be realistic about how likely you are to be offered a place there.

Some third-party websites offer parents an indication of their chances of securing a school place. KCC does not validate the information on these websites and so parents should exercise caution when making decisions based on the data that they provide.

Remember that other people will choose the same schools as you. If their children meet the criteria of a particular school better than yours, they will be offered a place ahead of your child.

The law recognises that it may not always be possible to carry out parents' wishes for a number of reasons:

- because the particular school may be full;
- because this would "prejudice the provision of efficient education or the efficient use of resources;"
- because the child has been permanently excluded from two or more schools.

Having considered all these matters, rank the schools you would like in the order of preference.




Example applications



MEET ELAINE

Elaine lives right next door to her local infant school. However, her parents prefer the local church school as they are regular church attenders, or another primary school in the town.

Her preferences are:

1. Church school 
2. Local Infant school 
3. Primary school 

What happens next?

Each school ranks her based on their own criteria



Elaine ranks high enough to be offered a place at all 3 schools.




Elaine is offered the highest available preference, the local church school.



MEET AARON

Aaron's parents prefer the primary school near his mother's workplace, which is far away, or the local infant school or primary school.

His preferences are:

-  1. Primary school far away
-  2. Local infant school
-  3. Local primary school

What happens next?

Each school ranks him based on their own criteria



Aaron ranks high enough to be offered a place at his 2nd and 3rd, schools.




Unfortunately, the primary school near the mother's workplace is full with pupils who live closer. Aaron is offered the next available preference, the local infant school.



MEET VIOLET

Violet's parents would like her to go to a popular primary school, even though it is far away. Otherwise, they would like their local church school, even though they are not church attenders. They did not name a third preference.

Her preferences are:

-  1. Primary school far away
-  2. Local church school
-  3. Not named

What happens next?

Each school ranks her based on their own criteria



Violet is offered an alternative school by KCC.

The popular primary school is full with pupils who live closer than Violet. The local church school is also full with church attenders. Violet did not name a third preference. Violet is offered a space at an alternative school chosen by KCC.

REMEMBER



- Schools do not know the order of your preferences.
- Each school ranks applicants using its own oversubscription criteria.
- You will be offered the highest preference where your child ranks high enough for a place.

Receiving your offer



Accept or refuse by Thursday 30 April 2026

On Thursday 16 April 2026, KCC will contact Kent parents to inform them of the school they have been offered.

You will receive only ONE offer. E-mails will be sent on this day to parents who provided an email address on their application, and letters will be posted first class to all other parents. All online applicants can also log back on to their online applications after 5pm and view their school offer.

Please be aware that KCC has no control over email delivery times once they have left our servers and some email providers may delay sending the messages to account holders. Parents are also advised to check their spam folders for the email before contacting the Admissions Team.

The applying parent must let the offered school know whether they are accepting or refusing the place by Thursday 30 April 2026.

If you do not let the school know that you are accepting the place, it may be offered to someone else, and you will lose it.

You can also lose your school place if the information you put on your application form is later found to be incorrect.

If you applied for a Kent school but do not live in Kent, your home Local authority will notify you on Thursday 16 April 2026 to tell you which school you have been offered.



PLEASE ensure that you carefully read all the correspondence as this will provide you with additional information on what to do next. It will provide you with an opportunity to either accept or refuse the place offered to you, information on waiting lists and how to appeal against a decision to refuse your child a place at the school.

Waiting lists

If the school is full, the admission authority for that school must keep a waiting list, at least until the start of the January term 2026-27.

KCC will place you on the waiting list for any higher preference schools than that in which you were offered. Requests to join the waiting list for any lower preference schools must be

submitted to KCC's Admissions Team by Thursday 30 April 2026. Further information will be included in your offer email. Please note that at this stage, you can only join the waiting lists for schools that you named on your original application.

On Thursday 21 May 2026 KCC will run a reallocation process to offer any vacant places to children on schools' waiting lists.

Reallocation works in the same way as the process which offered places on Thursday 16 April 2026, so that any places which may have become available can be offered to children on waiting lists, ranked by the schools according to their original oversubscription criteria. If more than one of the schools a parent would like can offer a place, we will offer the one they ranked highest on their waiting list form.

After Thursday 21 May 2026 schools will use their waiting lists to allocate any vacant places as they arise. The names on a school's waiting list must be ranked according to its published oversubscription criteria, and it is required by law to rank the list in accordance with the criteria again every time a child is added to it. If the number of children who accept a place drops below the school's published admission number, the waiting list will be used to determine who gets the vacant places.

Looked after children, previously looked after children and those who must be offered a place through a Fair Access Protocol will take precedence over others on a waiting list.

Putting your child's name on the waiting list for one school will not prejudice an appeal for another and appealing for one school will not affect your position on the waiting list for another.

While KCC will allow you to join the waiting list for a school you named as a lower preference than the school you have been offered, some other Local authority's admissions processes do not allow this and instead limit waiting list requests to higher preference schools only. Please contact the Local authority of the lower preference school whose waiting list you wish to join, to check if they will allow this. In all circumstances, please contact KCC to make a waiting list request. Do not make waiting list requests directly with an out of county school or directly to another local authority.

Appeals

If you are unhappy that you have not been offered one of your preferred schools, you can appeal. All parents have the right to appeal against any decision to refuse them a school place. This means that you can appeal for a place at any school that you named and were not offered, wherever you ranked it on the RCAF or JCAF.

You can appeal for any school you have been turned down for, but if it is a Kent school, please do your best to make sure that your appeal is received by Monday 18 May 2026. This will help the people who organise a school's appeal hearing to try and arrange for all the appeals for that

school to be considered at the same time and by the same panel, which is what the School Admission Appeals Code recommends. Do not wait for the outcome of one appeal or the offer of a place at another school before appealing; you can always withdraw an appeal request later.

Appeals received after Monday 18 May 2026 will need to be accompanied by a reasonable explanation as to why they are late. It is best if all appeals can be heard at one time. A late appeal may have to be heard after others for the same school.

Parents who have unsuccessful appeals for a particular Kent school may not appeal for a place at the same school within the academic year unless they can show there has been a significant and material change in their circumstances since the appeal.

Please see www.kent.gov.uk/schoolappeals for information on how to lodge an appeal to the respective school(s).

Primary and infant admission appeals can only be upheld in very limited circumstances. The law requires that an infant (i.e. a child in reception year, year 1 or year 2) should not be educated in a class which has more than 30 children per qualified teacher, so most appeals for admission to reception at a primary or infant school will be 'Infant Class Size appeals'.

As grounds for upholding an appeal of this type are very limited, the success rate is low, so parents will want to weigh the effort involved against their chance of success before embarking on an appeal.

By law, an Independent Appeal Panel hearing an Infant Class Size appeal must consider the following matters:

- a) whether the admission of an additional child/children would breach infant class size limit; AND
- b) whether the admission arrangements (including the area's coordinated admission arrangements) complied with the mandatory requirements of the School Admissions Code and Part 3 of the School Standards Framework Act 1998; AND
- c) whether the admission arrangements were correctly and impartially applied in the case(s) in question; AND
- d) whether the decision to refuse admission was one which a reasonable admission authority would have made in the circumstances of the case.

Put simply, as well as checking whether giving another child a place will break the law, panels need to look at whether the admission arrangements for that school were legal, whether they were applied properly and whether in the circumstances it was reasonable not to offer your child a place.

A panel may only uphold the appeal where:

- a) it finds that the admission of additional children would not breach the infant class size limit; OR
- b) it finds that the admission arrangements did not comply with admissions law or had not been correctly and impartially applied, and the child would have been offered a place if the arrangements had complied or had been correctly and impartially applied; OR
- c) where it decided that the decision to refuse admission was not one which a reasonable admission authority would have made in the circumstances of the case.

Because of this framework, parents' personal reasons for wanting the school cannot be taken into account, so even if you feel very strongly that your child should have a place, you need to consider whether your appeal fits these grounds.

If you think the law has not been followed you should contact the Primary Admissions Team before appealing, so that a thorough investigation can be carried out. If it is clear that a school's admission arrangements did not comply with the law or were not correctly and impartially applied, the local authority, in conjunction with the admission authority may offer places without an appeal hearing.

If you think the decision to refuse your child a place was not reasonable, check first why the place could not be offered.

To agree an appeal on these grounds a panel must be satisfied that the decision to refuse to admit the child was 'perverse in the light of the admission arrangements' i.e. it was 'beyond the range of responses open to a reasonable decision maker' or 'a decision which is so outrageous in its defiance or logic of accepted moral standards that no sensible person who has applied his mind to the question could have arrived at it'. This is highly unlikely to be the case if the admission arrangements were lawful and correctly and impartially applied.

It is likely a panel would consider it entirely reasonable for a child to be refused a place at their nearest school, if other children had greater eligibility for the places available, even if this results in you being offered a school some distance from your home.

Please be aware that neither the schools nor the Local authority keep places available for children whose appeals are upheld – they will be admitted above the school's published admissions number as an 'excepted pupil.'

If you missed the deadline

While the closing date for KCC to receive applications online is Thursday 15 January 2026, applications which are submitted no later than Thursday 12 February 2026 for a good reason will be treated as “on time” if it is reasonably practicable to accept them. In such cases, please email kentonlineadmissions@kent.gov.uk to request a RCAF or JCAF. Providing this information through any means other than a RCAF or JCAF provided by KCC will not be accepted.

If you have changed address or your child has changed schools as a result of moving house, KCC will be able to amend applications up until Thursday 12 February 2026 provided you have an exchange of contracts with a completion date or a signed rental agreement for the new property. Parents must email kentonlineadmissions@kent.gov.uk with details of any change of home address or other required amendment, ensuring that they contact us with the same email address used for their application. Please also refer to the section on ‘ Which address to use’ on [page 14](#).

Applications received after Thursday 12 February 2026 but before Thursday 30 April 2026 will not receive a school offer on Thursday 16 April 2026. KCC will consider these new applications with applicants that have joined a school’s waiting list on the reallocation date of Thursday 21 May 2026. New applicants will be sent an email on this day where they have provided an email address, and letters will be posted first class to all other parents.

After Thursday 21 May 2026 you can request to go on any school’s waiting list and if places become available, schools will offer directly to parents. KCC will not make any further offers.

Applications made after Thursday 30 April 2026 will be processed in a similar way to In Year Applications. Parents who have already received an offer of a school place from KCC should apply using an In Year Application Form (IYAF) returned directly to the school.

Kent residents who are applying to Kent schools for the first time should use a Post Reallocation Common Application Form (PRCAF). To apply via this method, please contact primaryadmissions@kent.gov.uk who will support and advise parents as well as provide a copy of the application method.

Where parents are having difficulties in finding a school place after Thursday 21 May 2026, or require support, please email kentinyeadmissions@kent.gov.uk or call 03000 412121 and ask for the In Year Admissions Team.

In year admissions

Reception or junior school (year 3) applications received after the start of term are called In Year Admissions.

In Year applications for Kent school places should be made direct to schools, using a separate copy of KCC's In Year Application Form (IYAF) for each child and each school applied. The IYAF can be obtained from www.kent.gov.uk/inyearadmissions or from any Kent school. Kent schools will let you know in writing whether they can offer a place and will inform KCC about the application and whether an offer has been made.

Schools which do not require children to take any entry tests will normally be expected to tell parents in writing within 10 school days, but they must be notified in writing within 15 school days of receiving the application whether they can offer a place.

If a school you apply for cannot offer you a place, the letter/email telling you this should explain how to appeal and how to put your child's name on the school's waiting list.

If a child has secured a place at school through the co-ordinated admissions process but has yet to start, they would still be considered as being on roll when a school assesses their sibling's applications against the school's oversubscription criteria.

If you are a Kent resident who has applied to your preferred schools but have been unable to secure a place, you can contact KCC's In Year Admissions Team at kentinyearadmissions@kent.gov.uk, who will let you know of any other schools which have places so that you can apply direct to these schools. If there are no places available and your child is out of school, the application may be referred to a local panel under the Fair Access Protocol (FAP), to decide which school can admit them. If your child is already attending a school in the local area, no alternative place will be offered.

If you want to apply in year for a place at a school located in another Local authority's area, please contact the Admissions Team for further information.

Summer born children

Children born between 1 April and 31 August are sometimes referred to as summer born children.

They have the same right to defer entry as any other child. This means they must start school at the beginning of the April term if they wish to keep their offer. Summer born children are not legally required to attend school until the start of year 1. Where parents wish for their summer born child to defer entry until the start of year 1, they must refuse their offered place, which may be offered to a different child, and then reapply through the in-year process during the last month of reception year.

Parents of summer born children also have the right to request that their child be allowed to apply for admission to reception the following school year. To do this, they will need to gain agreement from the admission authority of each school they wish to apply for.

To request admission to reception year outside of the normal age group, you should contact the Headteacher of each preferred school as early as possible during the normal application period for that child's date of birth. This will allow the school and admissions authority enough time to make a decision before the closing date. You may also complete an application for the normal point of entry at the same time, in case your request is declined.

This application can be withdrawn if the school's admissions authority agrees to accept your request for deferred entry into reception year the following year.

You are not expected to provide evidence to support your request to defer your application, but where provided, it must be specific to the child in question. This might include medical or Educational Psychologist reports. There is no legal requirement for this medical or educational evidence to be secured from an appropriate professional, but failure to provide it may impede a school's ability to agree to defer admission.

Where admission authorities agree to allow a child to apply for a reception place the following year, parents must complete a single application through our Out of Year Group RCAF and submit it to the local authority in the next application window. An Out of Year Group RCAF is available upon request by emailing primaryadmissions@kent.gov.uk. The written confirmation from each named school will need to be emailed to the team. Providing this information through any means other than a Out of Year Group RCAF provided by Kent County Council will not be accepted.

Deferred applications will be processed in the same way as all applications in the following admissions round and offers will be made in accordance with each school's oversubscription criteria. If none of your preferred schools can offer you a place as they received more applications than places available and other children have a higher priority, you will not be

guaranteed a reception place in an alternative school, although KCC will attempt to do so wherever possible.

The Department for Education have advised Local Authorities that they no longer intend to change legislation to provide parents with the right to decide which year their summer born child starts school. As such, the need to request as outlined above will remain a requirement and parents of pupils who are taught out of year group will have to complete a similar process when their child transfers to secondary school, or to a junior school where they currently attend an infant school. While guidance advises schools to consider a child's current year group when deciding whether to accept an application out of year group, there are no legal guarantees that a secondary or junior school of your preference will agree to your request. Parents should consider this potential possibility carefully before deciding whether to request admission outside the normal point of entry at reception year.

Home education

Parents have a responsibility to make sure their child is educated. Most children attend school for their education, but parents have the right to educate their child at home, this is called elective home education (EHE).

If you wish to educate your child at home and the child has never attended a school, you do not have to inform KCC, however it is good practice to do so.

If your child is attending school then you must put it in writing to the school that you wish to educate your child at home; the school have a statutory duty to inform KCC of your decision. Following receipt of your intention to home educate, a Support & Advice Officer from the Access to Education team will contact you to discuss the process and arrange a visit.

Educating your child at home is a big commitment and there's a lot to think about. If you are considering it, our guidance can help you make your decision. The team can be contacted at educationathome@kent.gov.uk.

Further information is available at www.kent.gov.uk/homeeducation.

School transport

Most primary school children live within walking distance of their schools, however if the school is some distance from the home, parents can apply for transport assistance.

You can apply for any school and we will try to offer you the place that you want, but as the admission criteria for schools are separate from the criteria for assistance with home to school transport, you will not automatically receive transport assistance to any school that offers you a place.

The schools you select as preferences will have a huge impact on your likelihood of securing transport assistance, so please consider if you will need help in getting your child to school when selecting them. Parents should therefore not wait until the school place has been offered before considering how they will get their child to school.

As a general rule, children under 8 years old will get free home to school transport if the school they will be attending is:

- the nearest appropriate school for transport purposes;
- more than two miles from home using the shortest available route.

Children above 8 years of age will get free home to school transport if the school they will be attending is:

- the nearest appropriate school for transport purposes;
- more than three miles from home using the shortest available route.

Appropriateness in this instance means:

- age appropriate – attendance at a primary or secondary school;
- ability appropriate – attendance at a mainstream or special school.

The nearest appropriate school for transport purposes is the school that is closest to your home via the shortest available route and that is suitable for the child's age and ability when the above criteria are applied. This differs from the admissions process, which predominately uses the straight-line distance between a child's home and school.

KCC will identify any school that is considered suitable by the Department for Education to provide education for the child's age and ability. This includes all Academies, Free schools, and faith schools, even if a family is not of the same faith. In some areas of the county, a child's nearest appropriate school may be located in another educational authority, outside of Kent.

Where parents name schools outside of their local area, in most cases it will be their responsibility to ensure their children can access their preferred school.

Eligibility

Assessment for eligibility for free transport to the nearest appropriate school does not normally take account of parents' preference for a single-sex or mixed school, a particular type of school like a grammar school, or school with a specialism.

You will not normally receive transport assistance to a different school if:

- you have not named the nearest school to your home as one of your preferences;
- you have named the nearest school but not as one of your highest preferences;
- you do not live over the statutory distance from the school.

If you have named the nearest school to your home and were refused a place, the Transport Eligibility Team will take this into account when assessing your application.

However, how your child will travel to and from school may be a factor you will need to take into consideration when making your school preferences known and you will need to consider carefully what options are available to you as transport assistance will not automatically be a given for any school that may have offered your child a place.

For children who live in towns and villages close to the county border, it is particularly important to understand which is your closest school for transport purposes. Transport will only be provided to the nearest appropriate school where it is more than 3 miles from the home and in some parts of the county this may be a school located in another education authority, outside of Kent.

If you wish to express a preference for a school which is not your nearest and is not within walking or cycling distance, alternative transport option available to you can be found at www.kent.gov.uk/schooltransport.

There are also some helpful links at www.kent.gov.uk for public bus service information.

Free transport usually means your child will get a season ticket (pass) for public transport, or a seat on a bus/vehicle hired by KCC. As transport is provided for so many children, it will not be possible to offer parents their choice of route or vehicle.

Low-income families

To qualify to receive transport assistance under low-income criteria, your child must be aged over 8 years and entitled to receive free school meals, or you must be in receipt of one of the benefits listed below:

- income support;
- income based Jobseekers Allowance;
- Child Tax Credit (without Working Tax Credit and with an annual income of no more than £16,385);

- guaranteed element of state pension credit;
- income related employment and support allowance;
- maximum level of Working Tax Credit;
- Universal Credit where children are also eligible for free school meals.

When parents receive Child Tax Credit but not Working Tax Credit, the level of yearly income (currently £16,385) would be taken into account when assessing the child's eligibility. If parents receive both Child Tax Credit and Working Tax Credit, then the Working Tax Credit element overrides the Child Tax Credit Element and parents must be in receipt of the maximum level of Working Tax Credit to qualify for transport assistance on low-income grounds.

In addition to receiving the above benefits, to be eligible for transport assistance, the child must be aged between 11 and 16 and:

- attend one of the 3 nearest schools to their home that is between 2 and 6 miles from their home;
- the school has been selected on the basis of parent's religion or belief, is the nearest school of that type to the child's home and is between 2 and 15 miles from the home.

The parent must demonstrate to KCC's satisfaction that the request is based on the requirements of their religion and that they do adhere to that religion, or that they hold the belief in question and that belief is materially relevant to the school chosen for their child. Where parents declare that they are practicing members of a religion or faith KCC will require evidence of this, including, where appropriate, the application form signed by the relevant religious representative.

Proof of receipt of the maximum Working Tax Credit is asked for and this is usually the form TC602, which is sent to you by HM Revenue & Customs. For a child who is entitled to free school meals the proof will be a letter from KCC's Awards Department.

Where applicants are in receipt of Universal Credit, they may be required to provide up to three months' worth of statements, however, they should initially provide the latest statement only.

Transport offered on these grounds will be reviewed annually. The Transport Eligibility Team must be advised of any changes to the family's or child's circumstances as soon as possible, to reassess the child's eligibility for transport assistance.

Additional information can be found within the Home to School Transport Policy. This can be found at www.kent.gov.uk/schooltransport.

Walking distances and routes

Statutory school distance is set in legislation and is different depending on the child's age. A child's school must be over the statutory school distance for them to be considered for free

school transport. For a child over the age of 8, the school must be over 3 miles from their home.

KCC will initially identify your nearest appropriate school via the shortest available route. School Transport distances are calculated between the permanent main residence and the school. Route assessments may take into account public footpaths, bridleways, other footpaths as well as recognised roads where they are available. Where the distance to a school is over 6 miles, vehicular road routes may be favoured regardless of where there may be shorter walking routes.

This initial assessment will not consider whether the chosen route is of a hazardous nature as there is no expectation that children will necessarily use this specific route to access their place of education. This stage simply establishes which school is the closest school to your home.

All distances between children's homes and schools are measured using KCC's own software and not any other internet measuring device. In this way, all children are assessed consistently in the same way under the distance criterion and conditions. Distances will be calculated to the school point defined in this software, which is not necessarily the nearest point between your home and the school's perimeter.

KCC will normally only provide transport assistance to your nearest school, if the school is over the statutory walking distance outlined above. Where a safe walking route is available to your nearest appropriate school that is shorter than the statutory walking distance, transport will not be provided as it is expected that your child would be able to walk to school. Where no safe walking route is available or where the shortest available safe walking route it is over the statutory distance, free school transport will be provided to your nearest appropriate school. A safe walking route is one where a child can walk safely accompanied as necessary by a responsible adult. Once your nearest school has been established, KCC will not consider the route your child may take to any other school, as they will not be eligible to receive free school transport to that school.

If parents live within the statutory walking distance and consider the route to their child's school to be hazardous, they can request for it to be assessed by KCC Transport Officers.

A route is considered hazardous where it would be unsafe for a child to make use of it even if they were accompanied by a responsible adult. While KCC uses this criterion to assess a route, parents must decide if they wish for their child to travel to school on their own and make alternative arrangements if they do not feel that this is appropriate.

To be eligible for a review, children must be attending their nearest appropriate school for transport purposes. The assessment will consider whether the route is a safe walking route. If a route is assessed as hazardous, free school transport will be provided.

The Transport Eligibility Team will not be able to advise you of the exact measurement, or which school is the nearest over the telephone due to the large number of applications received and their need to prioritise assessing them.

Applying for home to school transport

Shortly after National Offer Day, you will receive an email from the Transport Eligibility Team which will tell you if you are entitled to transport to the school that has been offered, further information on how to apply is included in this email. More information about how to apply can be found at www.kent.gov.uk/schooltransport.

If the child is eligible to receive free transport assistance, the Transport Eligibility Team will advise parents by email.

Other transport options

Vacant Seat Payment Scheme (VSPS)

Children who do not qualify for free transport because they live less than the statutory distance from school or because they are not attending their nearest school can apply for a vacant seat on a hired school vehicle.

The charge for this is £550 per year for each pupil (subject to change). Public Transport can give you more information. We offer this scheme annually, so you must re-apply each year. There is no guarantee that the scheme will always be available and even if you are offered a seat when you apply, it may not be possible to offer a seat to you in subsequent years. Where seats are no longer available, parents will be given notice until the end of that academic year, after which they will have to make their own arrangements.

Parents should also note that these seats cannot be allocated until all entitled pupils have been processed and are issued on a first come, first served basis. This does mean it can take several weeks after the start of term before a pass is issued.

During this time, parents are responsible for making their own travel arrangements. To apply for a Vacant Seat, parents should tick the appropriate box on the application form when applying for transport assistance.

School transport and the environment (sustainable transport)

Tackling the school run

We are committed to working with schools, parents, and pupils to reduce congestion caused by the school run (the busy period when parents drive their children to and from school). It's estimated that at least one in five vehicles on the road at 8.45am are taking students to school which has a huge effect on how we all get around. The school run also adds to pollution and carbon emissions that affect air quality and climate change.

We are also working to develop healthy schools and to encourage young people to take part in more physical activity. Walking and cycling to school is a good way to get more exercise and is proven to benefit health and wellbeing, attendance, and pupil performance.

School Travel Plans

Nearly all of Kent's schools now have a School Travel Plan. This is a strategy and action plan, tailored to the school, which seeks to encourage and facilitate sustainable travel choices by pupils, adult carers, and staff. We continue to offer advice to schools, through our travel plan management database, to help increase and sustain the proportion of active, healthy, safe, and sustainable journeys to and from school.

Kent schools have been very successful at producing School Travel Plans to encourage sustainable travel to schools.

Most Kent schools now have a plan so you may wish to contact the headteacher of your school to find out about their actions for encouraging sustainable travel.

Walk to school

KCC promotes and encourages walking to school given its benefits to health and wellbeing. Even if you can't walk to school every day or live too far away, you could consider walking just once a week or 'park and stride' by parking a short distance from the school and walking the last bit of your journey. You can find out how to include active travel options in your journeys at www.kentconnected.org.

Cycle to school

KCC is actively improving cycle routes across the county. For information about cycle routes in your area visit www.kent.gov.uk/cycling. Printed maps are available for some locations and can be found in libraries, Gateways and Tourist Information Centres.

Care sharing/buddy scheme

Parents can reduce the cost and time involved in the school run by sharing cars with friends and neighbours.

They can find out more about sharing cars in Kent on the website www.liftshare.com/uk, or ask their chosen school if they can match them with parents travelling from the same area. If half of UK motorists received a lift one day a week, congestion and pollution would be reduced by 10%.

Responsible parking

Inconsiderate parking and manoeuvring in the vicinity of school entrances can present a significant safety hazard. Parents should support their school, other road users and local residents by avoiding parking on 'Keep-Clear' markings and, where possible, park or drop-off a safe distance from the school and encourage pupils to walk to the school gates.

KCC works with schools, Kent Police and Local Civil Enforcement teams to act against inconsiderate and dangerous parking. For further details and access to our online toolkit and resources please go to www.responsibleparking.co.uk.

General information

Children with disabilities

Some children may have a disability within the meaning of the Equality Act 2010. It is unlawful for a school in relation to certain activities to treat a disabled child less favourably than a nondisabled child, without justification.

The activities where a school must take care not to discriminate unfairly concern admissions, exclusions, and the provision of education and related services. A school must make reasonable adjustments to ensure that it does not treat a disabled child less favourably although reasonable adjustments do not extend to physical adaptations or the provision of equipment. A school can justify its actions where it can demonstrate that the adjustments required are unreasonable. A disability is defined as a physical or mental impairment that has a substantial and long-term adverse effect on the person's ability to carry out day to day activities.

There will be some children who have an EHCP who do not fit this definition but equally, there will be children who do not have an EHCP who are considered to have a disability.

For information on accessibility facilities available at Kent schools, please see the Kent School Accessibility App at www.kent.gov.uk/schoolaccessibilityapp.

If you think that your child has been discriminated against on the grounds of a disability in relation to the arrangements made for his or her admission, you may have a right of appeal. Advice is available at www.gov.uk.

School Fund

There is no charge or cost for admission to a maintained school, and nothing published in a school's own prospectus or said at an open evening about contributing to the School Fund should put you off applying for a place. Most schools operate a School Fund to help them pay for extra activities and equipment which cannot be provided from the school's own budget, and they invite parents to contribute to it if their child takes up a place there. Contributing to a school fund is entirely voluntary.

School activities and associated charges

Charges cannot be made for the education provided during school hours. You may, however, be charged for the cost of materials for subjects such as craft or cookery if you want your child to bring the finished article home. You will also be charged if you take up the offer of individual music tuition at your child's school.

Many schools arrange activities such as swimming, theatre visits or excursions which take pupils away from the classroom during school hours. You will be told about these in advance and may be invited to make a voluntary contribution towards their cost. Although your child will not be left out because you do not make a contribution, the success of these activities depends on the willingness of parents to cover the costs.

Most activities which take place out of school hours are regarded as optional extras for which a charge may be made. School's individual prospectuses give the times when school begins and ends. For charging purposes, the lunch break is considered to fall outside of school hours.

Full details of KCC's charging and remissions policies are available from schools. Copies may also be inspected at public libraries. The charging and remissions policies adopted by individual Governing Bodies should be explained in the individual school prospectus.

School meals

The Children and Families Act 2014 places a legal duty on state-funded schools in England, including Academies and Free schools, to offer a free school lunch to all pupils in reception, year 1 and year 2.

A primary school main meal will typically cost between £2.50 - £3.00 (subject to change). However, this depends on the suppliers and the meal choices available. Free school meals are available for:

- children from families who receive Universal Credit – if you apply on or after 1 April 2018 your household income must be less than £7,400 a year (after tax and not including any benefits you get)
- children from families who can provide evidence that they receive Income Support, Income Based Job Seeker's Allowance or the guaranteed element of Pension Credit;
- children from families who receive Child Tax Credit, provided they do not receive Working Tax Credit and have an annual income (as assessed by HM Revenue and Customs) which does not exceed £16,385 (subject to change under the proposed government universal credit changes). Further details are available at www.gov.uk/universal-credit.
- The children of Asylum Seekers who are supported under part IV of the Immigration and Asylum Act 1999 and can provide appropriate documentation from the National Asylum Support Services.

For further information and advice, please see www.kent.gov.uk/education-and-children or email freeschoolmeals@kent.gov.uk.

Religious education

The law requires Community, Foundation and Voluntary Controlled schools and Academies, which do not have a religious character, to provide religious education that fulfils the

requirements of a local agreed syllabus. The syllabus will reflect the fact that the religious traditions in Britain are mainly Christian, whilst considering the teaching and practices of other principal religions represented in Britain. Voluntary Aided schools and Academies with a religious character normally follow a syllabus which reflects their religious designation.

Religious education is intended for all pupils, but parents do have the right to withdraw their child from all or part of RE. If you think you may wish to do this, you are encouraged to discuss the religious education provision in the school with the Headteacher.

Collective worship

Taking each school term as a whole, most acts of collective worship in schools and academies that do not have a religious character will be wholly or mainly of a broadly Christian character.

Voluntary Aided and Voluntary Controlled schools and Academies with a religious character must deliver collective worship in line with their trust deeds, articles of government or funding agreement. For example, if the school is a Church of England or Roman Catholic school, the worship must be Christian and should reflect the denomination of the school.

Like religious education, collective worship is intended for all pupils, but parents do have the right to withdraw their child from it. You may want to find out more about collective worship in the school before you make your decision.

Maintaining good behaviour

All our schools encourage a high standard of behaviour from pupils, both in and out of the classroom. We believe that education is very much about passing on the values of courtesy, consideration for others, tolerance and understanding.

Self-discipline is what we are looking for in our pupils. We want them to have pride in themselves and in how others see them.

Parents are encouraged to help develop responsible attitudes in their children and the county's schools are encouraged to maintain a close partnership with parents.

Each school has its own discipline or behaviour policy which lays down the ground rules for behaviour inside schools and whilst pupils represent the school. The policy will detail what solutions the Headteacher, and governors will consider in case of misbehaviour.

Private fostering

A privately fostered child is a child under 16 (or 18 if disabled) who is cared for by an adult who is not a parent, grandparent, aunt, uncle, step parent (including civil partnerships), sister or brother where the child is to be cared for in that person's home for 28 days or more. A private foster carer is someone who cares for another person's child in their own home such as:

- extended family members (great-aunts, great-uncles, cousins);
- someone who is called ‘aunt’ or ‘uncle’ but is not related to the child;
- a friend of the family;
- someone who is not married to the child’s mother or father but is a partner or ex-partner.

There are many reasons for a child being privately fostered such as:

- a parent is ill;
- a parent is in prison;
- a parent is going abroad;
- the relationship between the parent and young person has broken down;
- family crisis or bereavement;
- parents might be studying or working long hours;
- a child has come from another country to study English privately or at a language school.

The law requires anybody who is privately fostering a child, or who is intending to do so, to notify social services. If you are already caring for a child under a private fostering arrangement, you must notify social services immediately.

Social services have a legal duty to make sure that the welfare of all privately fostered children is safeguarded and promoted and that they are living in safe and suitable surroundings. Social services give advice to parents, private foster carers and any child who is being privately fostered.

Please contact Specialist Children’s Services on 0300 041 1111 and ask to speak to someone about a private fostering arrangement if you need to advise about a proposed private fostering arrangement or need some advice or guidance. More information is also available at www.kent.gov.uk/education .

Primary School Public Health and Immunisation Service

Local teams led by Public Health school nurses work with schools, parents, and other services to improve the general health and wellbeing of all primary aged children and their families. The teams provide advice, support and help with a variety of health issues including daytime and nighttime wetting and soiling, behaviour management, healthy eating and lifestyle, emotional health and wellbeing, puberty and growing up, stopping smoking, drug and alcohol misuse, sleep, and complex health needs.

We also undertake the National Child Measurement Programme, vision, and hearing checks. Parents with a child or children starting school in reception class will also receive an online Health Assessment to complete, to make sure that their child receives any support they need as soon as possible. We work with children, young people, and families in Kent. You do not have to be in school to use this service. More information on our service can be found at

www.kentyouthhealth.nhs.uk. Or email us at nem-trkentchildrenandyoungpeoplehealthservices@nhs.net. Or call 0800 123 5205.

Every child in primary school will also be offered the nasal flu vaccination. This will take place between October and December. You will receive a letter to consent for your child to receive this vaccination. More information on this is available at kchft.cyp-immunisationteam@nhs.net or call us on 0300 123 5205.

Other admissions information

We understand from the latest medical advice that children with cystic fibrosis should avoid contact and not share classrooms or communal areas, due to the increased risk of cross infection from one child with cystic fibrosis to another cystic fibrosis child. Consequently, prospective parents of children with cystic fibrosis are advised to discuss this with their preferred schools. Smaller schools may find it difficult to provide the segregation that is required and may therefore adopt a policy of having only one child with cystic fibrosis on roll, or in close years, in order to ensure adequate separation is maintained. For further advice, in the first instance please contact your local Cystic Fibrosis Nurse Specialist or Team.

Help for children with additional/special educational needs

Education and Children's Social Services, together with Health Care Professionals work jointly to identify and support children with additional and special educational needs as early as possible. This means pupils may have been identified as having additional/special educational needs before they enter school.

If your child has an Education Health & Care Plan (EHCP) or will have one by Friday 26 September 2025, their move to Primary school will be arranged by the SEN Data Coordination Team, as their application will be different to that for a child without an EHCP it's important that you have spoken to this team – SENDataCoordination@kent.gov.uk

If your child is going through the statutory assessment process, but does not have an EHCP by the Thursday 15 January 2026 you should not assume an EHCP will be issued at the end of that assessment period. You should therefore apply for a school place as described in this book. If you fail to do so and your child does not receive an EHCP you may not get a place at a school of your preference as all the places may be filled.

If your child is then given an EHCP as part of the assessment process, your mainstream application will be withdrawn and their application will be looked after by a SEN placement officer.

For further information about the EHCP process please contact:

- sendadmingeneral@kent.gov.uk – if your child is going through the statutory assessment process

- sendatacoordination@kent.gov.uk – if your child has an EHCP already.

Schools provide a broad and balanced curriculum and supportive framework to enable most children with additional/special educational needs to be included in mainstream schools. You will find in every school's individual prospectus a statement on how they support pupils with additional and special educational needs. When you know where your child will be going to school, you should discuss your child's needs with the Headteacher or SENCO. This will help the school determine how they can best support your child.

Many children require additional help either in specific subject areas, or socially/emotionally at some point in their school career, and these needs are identified through the monitoring of children's progress at school. If you have concerns about your child's needs, please discuss these with the school. In the same way, the school will discuss with you any concerns it has about your child's progress.

Additionally, you can also contact IASK for support (see below).

Information, Advice and Support Kent (IASK)

IASK offers confidential and impartial, information, advice, and support for parents* of children with special educational needs or disability and the same service is offered to children** and young people*** who have special educational needs or disability.

IASK has an experienced team available to listen and discuss any issues parents may have around their child's education. Working at arm's length to the authority IASK aims to empower parents, children, and young people to fully participate in discussions and make informed choices.

* parents includes all those adults with parental responsibility and carers

** children 0-16 compulsory school age

*** young people 16-25

IASK can:

- be available and accessible to answer questions via a telephone helpline or in the local community;
- offer time to discuss issues in depth and explore options;
- support at meetings with school and/or the Local authority (subject to availability);
- provide information about other agencies and processes;
- help parents to communicate their views or concerns;
- help prepare paperwork;
- help with queries about the education system;
- provide information about social care and short breaks;
- provide information about appeals to the SEND Tribunal and support to attend mediation;

- provide a range of information leaflets about education processes (available in other languages on request).

How to contact IASK

Telephone helpline: 03000 413000.

Email: iask@kent.gov.uk

The helpline is open Monday to Friday 9am-5pm (answerphone and email are available 24 hours). Or book a slot at our virtual or in-person information sessions to speak to a Family Involvement Worker. We also offer workshops about different SEN topics. For further information, please see www.iask.org.uk.

If you would like to keep up to date about SEND information, please see the IASK Facebook page: Information Advice and Support IASK.

Your guide to data protection

The General Data Protection Regulation (GDPR) gives rights to you, our customers, about how your personal information is obtained and used by KCC. GDPR also places obligations on KCC. This guide informs you of your rights under GDPR and details how we handle your personal information. Parents can find KCC's Admissions Privacy Notice at www.kent.gov.uk/privacy.

What information we hold and how we obtain it

Generally, we receive information about you from one or more of the following sources;

- the Primary school your child attends;
- KCC Admission Application Forms you complete and send to us.

We will hold your child's name, date of birth, school and address history and any information you provide us to apply under a preferred school's oversubscription criteria (e.g. sibling name, church attendance, FSM status etc.)

We will also hold the applying parent's name and address. This information will be added to your child's central education electronic record, which will be kept until your child's 25th birthday.

How we use your information

We use your information for one of a number of purposes, which are outlined below:

- the information will be used to allocate your child a place at a school under the School Admissions Code (2021)
- identifying information will be passed to schools and possible the DfE and other officers in KCC for the purposes of strategic planning and policy development.

Caring for your information

We undertake that we will have in place a level of security appropriate to the nature of the information and the harm that might result from a breach of security. This means we will look after your personal information properly.

We will further undertake that we will:

- not hold information about you that is excessive in relation to the purpose for which it is processed;
- keep any information about you accurate and where necessary, up to date. To help us do this, please keep us informed if any of your details change;
- not keep information processed for any purpose or purposes longer than necessary;
- process your information in accordance with your rights under GDPR;

- not share your information with other people unless it is required by law or with your consent.

Your rights

The General Data Protection Regulation controls how your personal information is used by organisations, businesses, or the government. Under this legislation you have the right to:

- access any personal data held about you;
- have inaccurate information about you corrected;
- to be forgotten (erasure);
- restrict processing;
- object to processing;
- stop automated decision making;
- data portability.

You can exercise any of these rights by emailing dataprotection@kent.gov.uk. Before we can continue with your request, you will need to provide:

- proof of identify;
- proof of your current address.

If you have asked for a copy of any personal information we hold about you, you may have to pay a fee for the administrative costs of providing you with this information. We will tell you if you need to pay us anything and we reserve the right to waive any fees.

We will respond to you within one month of receiving your written request although we can extend this to three months if your request is complex.

The time period starts from when we receive sufficient information plus proof that you are who you say you are to progress your request, so please be as specific as possible in your written request. We will contact you if we need more information.

General information about GDPR and your rights can be found on the Information Commissioners website at www.ico.org.uk.

Kent schools

Types of schools

When you look at the information for individual schools in this section, you will see that there are different school types.

Community and Voluntary Controlled schools

These schools are run by KCC. This means KCC is their admission authority. KCC will therefore decide what their admission arrangements will be, as well as run their admissions process.

Foundation, Free and Voluntary Aided schools

These schools are their own admission authority, so they make decisions about what their admission arrangements will be but consult with KCC and are part of KCC's co-ordinated admissions process. Free schools are all-ability state-funded schools set up in response to local community needs. Foundation and Voluntary Aided schools were set up by voluntary bodies such as churches or charitable foundations.

Academies

There are two types of academies. Some are all-ability schools set up by sponsors from business, faith or voluntary groups working in partnership with central government and local education partners. Others are existing schools which have converted to Academy status. The Department for Education (DfE) covers the costs of Academies, and their admission arrangements are agreed with the Secretary of State. Although they are effectively Independent schools, they provide free education, and they take part in KCC's co-ordinated admission process.

New schools for 2026-27

Alkerden Church of England Academy is a new academy school opening in Ebbsfleet Garden City between Gravesend and Dartford. The school will be a co-educational all through primary and secondary school with a sixth form. The secondary phase of the school opened in September 2025, and the primary phase of the school is due to open in September 2026. The school will be part of the Alethia Academies Trust.

In September 2026, the primary phase of the school (first year of opening) will only be open to pupils in reception year and year 1. They will offer 30 places for reception year and 30 places for year 1 pupils.

For their first year, as they are a new school, they will be handling admissions themselves. This means that parents should apply directly through their website www.alkerdenacademy.co.uk. Applications open on Friday 7 November 2025 and will close on Thursday 12 February 2026.

They will process applications outside of the normal local authority process for co-ordinating school offers. Parents should also complete a local authority RCAF naming up to 3 other preferred schools, in addition to a separate application to Alkerden CofE Academy.


This may result in families being offered a place at both Alkerden CofE Academy (they will make offers directly) and at another preferred school by the local authority on Thursday 16 April 2026. KCC advise parents to apply through both the RCAF and to Alkerden CofE Academy directly, and, where applicable, decide which offer to accept. The school will ask parents to accept or decline their child's place at Alkerden CofE Academy in writing (via email).

If they have not entered into a funding agreement with the Secretary of State opening the school by that date, they will be conditional offers and will be confirmed once they have a signed funding agreement.

Linked infant & junior schools

Children attending linked infant schools are given priority when applying for the linked junior school.

Linked schools

DfE no.	Infant school	Linked with	DfE no.	Junior school
2514	Brookfield Infant School		5223	Brookfield Junior School
2329	Callis Grange Nursery and Infant School		3360	St Peter-in-Thamet CE Junior School
5212	Ditton Infant School		5208	Ditton CofE Junior School
2263	Herne Bay Infant School		5206	Herne Bay Junior School
3295	Herne CE Infant & Nursery School		3338	Herne CE (Aided) Junior School
2500	Joydens Wood Infant School		2438	Joydens Wood Junior School
2513	Oaks Community Infant School		2463	Minterne Community Junior School
2459	Riverhead Infant School		2141	Amherst School
2626	Sandwich Infant School		2627	Sandwich Junior School
2119	Shears Green Infant School		2431	Shears Green Junior School
2337	St Crispin's Community Infant School		3181	St Saviour's CofE Junior School
3073	St Michael's CofE Infant School		3072	St Michael's CofE Junior School
2328	St Mildred's Infant School		2523	Upton Junior School
2474	St Paul's Infant School		2175	North Borough Junior School
2611	St Stephen's Infant School		2608	St Stephen's Junior School
2290	Tenterden Infant School		3144	Tenterden CofE Junior School
3081	Thurnham CofE Infant School		5203	Roseacre Junior School
2276	Willesborough Infant School		5226	Willesborough Junior School

Non-linked schools

DfE no.	Junior school
2310	Barton Junior School
2020	Christ Church CE Junior School
2052	Kennington CofE Junior School
3371	St Laurence-in-Thamet CofE Junior Academy
3339	Whitstable & Seasalter Endowed CofE Junior School
2269	Whitstable Junior School

The schools

For ease, schools have been listed by area, each split by colour.

Dartford	see pages 55 - 59
Gravesham	see pages 60 - 63
Sevenoaks	see pages 64- 69
Tunbridge Wells	see pages 70 - 74
Tonbridge & Malling	see pages 75 – 81
Maidstone	see pages 82 – 88
Canterbury	see pages 89 – 93
Swale	see pages 94 – 100
Ashford	see pages 101 – 107
Folkestone & Hythe	see pages 108 – 112
Dover	see pages 113 – 118
Thanet	see pages 119 -123

Dartford

Alkerden Church of England Academy*			DfE no: 886/4035
Address	Colver Drive, Alkerden, DA10 1HN	Sex	Mixed
Tel	01987 591477	Year group range	Year 7 -13
Email	office@alkerdenacademy.co.uk	Status	Academy
Website	https://www.alkerdenacademy.co.uk	PAN 2026	30
<p>* Alkerden CofE Academy is a new academy school opening in Ebbsfleet Garden City between Gravesend and Dartford. The school will be a co-educational all-through primary and secondary school with a sixth form. The secondary phase of the school opened in September 2025. In September 2026, the primary phase of the school (the first year of opening) will only be open to pupils in reception year and year 1. Please see page 53 for more information.</p>			
Bean Primary School			DfE no: 886/2120
Address	School Lane, Bean, Dartford, DA2 8AW	Sex	Mixed
Tel	01474 833225	Year group range	Year R - 6
Email	office@bean.kent.sch.uk	Status	Community
Website	https://www.bean.kent.sch.uk/	PAN 2026	30
Brent Primary School			DfE no: 886/2679
Address	London Road, Stone, Dartford, DA2 6BA	Sex	Mixed
Tel	01322 223943	Year group range	Year R - 6
Email	admissions@brent.kent.sch.uk	Status	Academy
Website	https://www.brent.kent.sch.uk	PAN 2026	90
Craylands School			DfE no: 886/2689
Address	Craylands Lane, Swanscombe, DA10 0LP	Sex	Mixed
Tel	01322 388230	Year group range	Year R - 6
Email	admin@craylands.kent.sch.uk	Status	Community
Website	https://www.craylands.kent.sch.uk	PAN 2026	60
Dartford Bridge Community School			DfE no: 886/2117
Address	Community Campus, Birdwood Avenue, Dartford, DA1 5GB	Sex	Mixed
Tel	01322 470678	Year group range	Year R - 6
Email	office@dbcps.kent.sch.uk	Status	Academy
Website	https://www.dartfordbridgecps.com	PAN 2026	60
Ebbsfleet Green Primary School			DfE no: 886/2140
Address	Ackers Drive Weldon, Ebbsfleet Valley, DA10 1AL	Sex	Mixed
Tel	01987 591627	Year group range	Year R - 6
Email	info@ebbsfleetgreenprimary.org.uk	Status	Free
Website	https://www.ebbsfleetgreenprimary.org.uk	PAN 2026	60
Fleetdown Primary Academy			DfE no: 886/5229
Address	Lunedale Road, Darenth, Dartford, DA2 6JX	Sex	Mixed
Tel	01322 226891	Year group range	Year R - 6
Email	fdoffice@galaxytrust.co.uk	Status	Academy
Website	https://www.fleetdown.kent.sch.uk	PAN 2026	90

Gateway Primary Academy				DfE no: 886/2685
Address	Milestone Road, Dartford, DA2 6DW	Sex	Mixed	
Tel	01322 220090	Year group range	Year R - 6	
Email	headteacher@gateway-pri.kent.sch.uk	Status	Academy	
Website	https://www.gateway-pri.kent.sch.uk/	PAN 2026	30	
Greenlands Primary School				DfE no: 886/2062
Address	Green Street Green Road, Darenth, Dartford, DA2 8DH	Sex	Mixed	
Tel	01474 703178	Year group range	Year R - 6	
Email	admin@greenlandsprimary.org.uk	Status	Academy	
Website	https://www.greenlandsprimary.org.uk	PAN 2026	30	
Holy Trinity Church of England Primary School				DfE no: 886/5213
This school has a Supplementary Information Form (SIF), which is available from and returned directly to the school.				
Address	Chatsworth Road, Dartford, DA1 5AF	Sex	Mixed	
Tel	01322 224474	Year group range	Year R - 6	
Email	postbox@holyltrinitydartford.co.uk	Status	Voluntary aided	
Website	https://www.holytrinitydartford.co.uk	PAN 2026	60	
Joydens Wood Infant School				DfE no: 886/2500
Address	Park Way, Bexley, DA5 2JD	Sex	Mixed	
Tel	01322 523188	Year group range	Year R - 2	
Email	info@joydens.org	Status	Academy	
Website	https://www.joydens-wood-infant.kent.sch.uk/	PAN 2026	90	
Knockhall Primary School				DfE no: 886/2092
Address	Eynsford Road, Greenhithe, DA9 9RF	Sex	Mixed	
Tel	01322 382053	Year group range	Year R - 6	
Email	khpoffice@watschools.org.uk	Status	Academy	
Website	https://www.knockhallprimaryschool.co.uk/	PAN 2026	90	
Langafel Church of England VC Primary School				DfE no: 886/3296
Address	Main Road, Longfield, DA3 7PW	Sex	Mixed	
Tel	01474 703398	Year group range	Year R - 6	
Email	admissions@langafel.kent.sch.uk	Status	Voluntary contr.	
Website	https://www.langafel.kent.sch.uk/	PAN 2026	30	
Leigh Academy Cherry Orchard				DfE no: 886/2076
Address	Cherry Orchard, Cherry Orchard Road, Ebbsfleet, DA10 1AD	Sex	Mixed	
Tel	01322 242011	Year group range	Year R - 6	
Email	office@cherryorchardprimary.org.uk	Status	Academy	
Website	https://www.leighacademycherryorchard.org.uk	PAN 2026	60	
Leigh Academy Dartford				DfE no: 886/2069
Address	York Road, Dartford, DA1 1SQ	Sex	Mixed	
Tel	01322 224453	Year group range	Year R - 6	
Email	office@dartfordprimary.org.uk	Status	Academy	
Website	https://leighacademydartford.org.uk/	PAN 2026	90	

Manor Community Primary School			DfE no: 886/3915
Address	Keary Road, Swanscombe, DA10 0BU	Sex	Mixed
Tel	01322 383314	Year group range	Year R - 6
Email	office@manor.kent.sch.uk	Status	Academy
Website	https://www.manor.kent.sch.uk/	PAN 2026	90
Maypole Primary School			DfE no: 886/2066
Address	Franklin Road, Dartford, DA2 7UZ	Sex	Mixed
Tel	01322 523830	Year group range	Year R - 6
Email	maypoleoffice@inspiream.org.uk	Status	Academy
Website	https://www.maypole.kent.sch.uk/	PAN 2026	60
Oakfield Primary School			DfE no: 886/3914
Address	Oakfield Lane, Dartford, DA1 2SW	Sex	Mixed
Tel	01322 220831	Year group range	Year R - 6
Email	oakoffice@golden-thread.org	Status	Academy
Website	https://www.oakfield-dartford.co.uk	PAN 2026	90
Our Lady's Catholic Primary School			DfE no: 886/3733
This school has a Supplementary Information Form (SIF), which is available from and returned directly to the school.			
Address	King Edward Avenue, Dartford, DA1 2HX	Sex	Mixed
Tel	01322 222759	Year group range	Year R - 6
Email	headteacher@our-ladys.kent.sch.uk	Status	Voluntary aided
Website	https://www.our-ladys.kent.sch.uk	PAN 2026	30
River Mill Primary School			DfE no: 886/2112
This school has a Supplementary Information Form (SIF), which is available from and returned directly to the school.			
Address	Central Road, Dartford, DA1 5XR	Sex	Mixed
Tel	01322 466975	Year group range	Year R - 6
Email	admin@rivermillprimaryschool.co.uk	Status	Free
Website	https://www.rivermillprimaryschool.co.uk	PAN 2026	60
Sedley's Church of England Primary School			DfE no: 886/3020
This school has a Supplementary Information Form (SIF), which is available from and returned directly to the school.			
Address	Church Street, Southfleet, Gravesend, DA13 9NR	Sex	Mixed
Tel	01474 833221	Year group range	Year R - 6
Email	office@sedleys.kent.sch.uk	Status	Academy
Website	https://www.sedleys.kent.sch.uk/	PAN 2026	15
St Anselm's Catholic Primary School			DfE no: 886/3728
This school has a Supplementary Information Form (SIF), which is available from and returned directly to the school.			
Address	Littlebrook Manor Way, Temple Hill, Dartford, DA1 5EA	Sex	Mixed
Tel	01322 225173	Year group range	Year R - 6
Email	secretary@st-anselms.kent.sch.uk	Status	Voluntary aided
Website	https://www.st-anselms.kent.sch.uk/	PAN 2026	30

Stone St Mary's Church of England Primary School			DfE no: 886/3021
Address	Hayes Road, Horns Cross, Greenhithe, DA9 9EF	Sex	Mixed
Tel	01322 382292	Year group range	Year R - 6
Email	office@stone.kent.sch.uk	Status	Academy
Website	https://www.stone.kent.sch.uk	PAN 2026	90
Sutton-at-Hone Church of England Primary School			DfE no: 886/5204
This school has a Supplementary Information Form (SIF), which is available from and returned directly to the school.			
Address	Church Road, Sutton-At-Hone, Dartford, DA4 9EX	Sex	Mixed
Tel	01322 862147	Year group range	Year R - 6
Email	office@sutton-at-hone.kent.sch.uk	Status	Academy
Website	https://www.sutton-at-hone.kent.sch.uk/	PAN 2026	60
Temple Hill Primary Academy			DfE no: 886/2657
Address	St Edmund's Road, Temple Hill, Dartford, DA1 5ND	Sex	Mixed
Tel	01322 224600	Year group range	Year R - 6
Email	leon.dawson@golden-thread.org	Status	Academy
Website	https://www.temple-hill.kent.sch.uk	PAN 2026	120
Wentworth Primary School			DfE no: 886/2684
Address	Wentworth Drive, Dartford, DA1 3NG	Sex	Mixed
Tel	01322 225694	Year group range	Year R - 6
Email	office@wentworthonline.co.uk	Status	Academy
Website	https://www.wentworthonline.co.uk/	PAN 2026	90
West Hill Primary Academy			DfE no: 886/2676
Address	Dartford Road, Dartford, DA1 3DZ	Sex	Mixed
Tel	01322 226019	Year group range	Year R - 6
Email	WHoffice@golden-thread.org	Status	Academy
Website	https://www.west-hill.kent.sch.uk/	PAN 2026	75
Westgate Primary School			DfE no: 886/2077
Address	Summerhill Road, Dartford, DA1 2LP	Sex	Mixed
Tel	01322 223382	Year group range	Year R - 6
Email	office@westgate.kent.sch.uk	Status	Academy
Website	https://www.westgateprimary.org/	PAN 2026	30
Wilmington Primary School			DfE no: 886/5219
Address	Common Lane, Wilmington, Dartford, DA2 7DF	Sex	Mixed
Tel	01322 274080	Year group range	Year R - 6
Email	headteacher@wilmington-cp.kent.sch.uk	Status	Academy
Website	https://www.wilmingtonprimaryschool.co.uk	PAN 2026	30

Junior schools

Joydens Wood Junior School

DfE no: 886/2438

Address Birchwood Drive, Wilmington, Dartford, DA2 7NE
Tel 01322 522151
Email office@joydens-wood-junior.kent.sch.uk
Website <https://www.joydens-wood-junior.kent.sch.uk>

Sex Mixed
Year group range Year 3 - 6
Status Academy
PAN 2026 70

Gravesham

Cecil Road Primary School			DfE no: 886/2095
Address	Cecil Road, Northfleet, Gravesend, DA11 7BT	Sex	Mixed
Tel	01474 534544	Year group range	Year R - 6
Email	office@cecilroad.co.uk	Status	Foundation
Website	https://www.cecilroad.co.uk	PAN 2026	54
Chantry Community Primary School			DfE no: 886/2019
Address	Ordnance Road, Gravesend, DA12 2RL	Sex	Mixed
Tel	01474 350011	Year group range	Year R - 6
Email	office@chantryprimary.co.uk	Status	Academy
Website	https://www.chantryprimary.co.uk	PAN 2026	60
Cobham Primary School			DfE no: 886/2094
Address	The Street, Cobham, Gravesend, DA12 3BN	Sex	Mixed
Tel	01474 814373	Year group range	Year R - 6
Email	headteacher@cobham.kent.sch.uk	Status	Community
Website	https://www.cobham.kent.sch.uk/	PAN 2026	30
Copperfield Academy			DfE no: 886/2024
This school has a Supplementary Information Form (SIF), which is available from and returned directly to the school.			
Address	Dover Road East, Northfleet, Gravesend, DA11 0RB	Sex	Mixed
Tel	01474 352488	Year group range	Year R - 6
Email	office@copperfieldacademy.org	Status	Academy
Website	https://www.copperfieldacademy.org	PAN 2026	60
Culverstone Green Primary School			DfE no: 886/2110
Address	Wrotham Road, Meopham, Gravesend, DA13 0RF	Sex	Mixed
Tel	01732 822568	Year group range	Year R - 6
Email	cgps-office@golden-thread.org	Status	Academy
Website	https://cgps.kent.sch.uk/	PAN 2026	30
Higham Primary School			DfE no: 886/2109
Address	School Lane, Higham, Rochester, ME3 7JL	Sex	Mixed
Tel	01474 822535	Year group range	Year R - 6
Email	headteacher@higham.kent.sch.uk	Status	Community
Website	https://www.higham.kent.sch.uk	PAN 2026	30
Holy Trinity Church of England Primary School			DfE no: 886/5202
This school has a Supplementary Information Form (SIF), which is available from and returned directly to the school.			
Address	Trinity Road, Gravesend, DA12 1LU	Sex	Mixed
Tel	01474 534746	Year group range	Year R - 6
Email	admin@holyltrinity-gravesend.kent.sch.uk	Status	Academy
Website	https://www.holytrinity-gravesend.kent.sch.uk/	PAN 2026	60

Istead Rise Primary School			DfE no: 886/2063
Address	Downs Road, Northfleet, Gravesend, DA13 9HG	Sex	Mixed
Tel	01474 833177	Year group range	Year R - 6
Email	irpoffice@swale.at	Status	Academy
Website	https://www.isteadrise.org.uk/	PAN 2026	30
King's Farm Primary School			DfE no: 886/2674
Address	Cedar Avenue, Gravesend, DA12 5JT	Sex	Mixed
Tel	01474 566979	Year group range	Year R - 6
Email	office@kings-farm.kent.sch.uk	Status	Community
Website	https://www.kings-farm.kent.sch.uk	PAN 2026	52
Lawn Primary School			DfE no: 886/2116
Address	High Street, Northfleet, Gravesend, DA11 9HB	Sex	Mixed
Tel	01474 365303	Year group range	Year R - 6
Email	office@lawnprimary.co.uk	Status	Foundation
Website	https://www.lawnprimary.co.uk	PAN 2026	30
Meopham Community Academy			DfE no: 886/2656
Address	Longfield Road, Meopham, Gravesend, DA13 0JW	Sex	Mixed
Tel	01474 812259	Year group range	Year R - 6
Email	MCA-Office@golden-thread.org	Status	Academy
Website	https://www.meophamca.com	PAN 2026	60
Painters Ash Primary School			DfE no: 886/2525
Address	Masefield Road, Northfleet, Gravesend, DA11 8EL	Sex	Mixed
Tel	01474 568991	Year group range	Year R - 6
Email	admissions@paintersash.org.uk	Status	Foundation
Website	https://www.paintersashprimary.co.uk	PAN 2026	60
Riverview Academy*			DfE no: 886/2462
Address	Cimba Wood, Gravesend, DA12 4SD	Sex	Mixed
Tel	01474 566484	Year group range	Year R - 6
Email	rvi-office@golden-thread.org	Status	Academy
Website	https://www.riverview-infant.com	PAN 2026	120
*Riverview Infant and Riverview Junior School amalgamated to become Riverview Academy in September 2025.			
Rosherville Church of England Primary School			DfE no: 886/2107
Address	Crete Hall Road, Northfleet, DA11 9RB	Sex	Mixed
Tel	01474 365266	Year group range	Year R - 6
Email	headteacher@rosherville.kent.sch.uk	Status	Academy
Website	https://www.rosherville.co.uk	PAN 2026	30
Shears Green Infant School			DfE no: 886/2119
Address	Packham Road, Northfleet, Gravesend, DA11 7JF	Sex	Mixed
Tel	01474 566700	Year group range	Year R - 2
Email	office@shears-green-infant.kent.sch.uk	Status	Academy
Website	https://www.shearsgreeninfantschool.co.uk	PAN 2026	90

Shorne Church of England Primary School			DfE no: 886/3019
Address	Cob Drive, Shorne, Gravesend, DA12 3DU	Sex	Mixed
Tel	01474 822312	Year group range	Year R - 6
Email	headteacher@shorne.kent.sch.uk	Status	Academy
Website	https://www.shorne.kent.sch.uk	PAN 2026	30
Singlewell Primary School			DfE no: 886/2509
Address	Mackenzie Way, Gravesend, DA12 5TY	Sex	Mixed
Tel	01474 569859	Year group range	Year R - 6
Email	office@singlewell.kent.sch.uk	Status	Community
Website	https://www.singlewell.kent.sch.uk	PAN 2026	60
Springhead Park Primary School			DfE no: 886/2129
Address	Springhead Parkway, Springhead Park, Northfleet, DA11 8BY	Sex	Mixed
Tel	01474 555155	Year group range	Year R - 6
Email	office@springhead.kent.sch.uk	Status	Free
Website	https://www.springheadparkprimary.com	PAN 2026	60
St Botolph's Church of England Primary School			DfE no: 886/5210
This school has a Supplementary Information Form (SIF), which is available from and returned directly to the school.			
Address	Dover Road, Northfleet, Gravesend, DA11 9PL	Sex	Mixed
Tel	01474 365737	Year group range	Year R - 6
Email	office@st-botolphs.kent.sch.uk	Status	Academy
Website	https://www.st-botolphs.kent.sch.uk	PAN 2026	60
St George's Church of England School			DfE no: 886/5210
This school has a Supplementary Information Form (SIF), which is available from and returned directly to the school.			
Address	Meadow Road, Gravesend, DA11 7LS	Sex	Mixed
Tel	01474 533082	Year group range	Year R - 13
Email	office@sgsce.co.uk	Status	Academy
Website	https://www.saintgeorgescofe.kent.sch.uk	PAN 2026	60
St John's Catholic Primary School			DfE no: 886/3708
This school has a Supplementary Information Form (SIF), which is available from and returned directly to the school.			
Address	Rochester Road, Gravesend, DA12 2SY	Sex	Mixed
Tel	01474 534546	Year group range	Year R - 6
Email	office@st-johns-gravesend.kcsp.org.uk	Status	Academy
Website	https://www.stjohnsprimary.kent.sch.uk	PAN 2026	120
St Joseph's Catholic Primary School			DfE no: 886/5222
This school has a Supplementary Information Form (SIF), which is available from and returned directly to the school.			
Address	Springhead Road, Northfleet, Gravesend, DA11 9QZ	Sex	Mixed
Tel	01474 533515	Year group range	Year R - 6
Email	office@st-josephs-northfleet.kent.sch.uk	Status	Academy
Website	https://www.st-josephs-northfleet.kent.sch.uk/	PAN 2026	30

Tymerwood Academy			DfE no: 886/2029
Address	Cerne Road, Gravesend, DA12 4BN	Sex	Mixed
Tel	01474 361193	Year group range	Year R - 6
Email	office@tymerwoodacademy.org.uk	Status	Academy
Website	https://www.tymerwoodacademy.co.uk/	PAN 2026	60
Vigo Village School			DfE no: 886/2519
Address	Erskine Road, Vigo Village, Meopham, Gravesend, DA13 ORL	Sex	Mixed
Tel	01732 823144	Year group range	Year R - 6
Email	office@vigo.kent.sch.uk	Status	Community
Website	https://www.vigo.kent.sch.uk	PAN 2026	30
Westcourt Primary School			DfE no: 886/2658
Address	Silver Road, Gravesend, DA12 4JG	Sex	Mixed
Tel	01474 566411	Year group range	Year R - 6
Email	admin@westcourt.kent.sch.uk	Status	Academy
Website	https://www.westcourt.kent.sch.uk/	PAN 2026	30
Whitehill Primary School			DfE no: 886/3900
Address	Sun Lane, Gravesend, DA12 5HN	Sex	Mixed
Tel	01474 352973	Year group range	Year R - 6
Email	admin@whitehillprimary.com	Status	Academy
Website	https://www.whitehillprimary.com	PAN 2026	60
Wrotham Road Primary School			DfE no: 886/2666
Address	Wrotham Road, Gravesend, DA11 0QF	Sex	Mixed
Tel	01474 534540	Year group range	Year R - 6
Email	wrps-admin@golden-thread.org	Status	Academy
Website	https://www.wrotham-road.kent.sch.uk	PAN 2026	60

Junior schools (Year 3 - 6)

Shears Green Junior School			DfE no: 886/2431
Address	White Avenue, Northfleet, Gravesend, DA11 7JB	Sex	Mixed
Tel	01474 567359	Year group range	Year 3 - 6
Email	office@shearsgreen-jun.kent.sch.uk	Status	Foundation
Website	https://www.shearsgreenjuniorschool.co.uk	PAN 2026	120

Sevenoaks

Anthony Roper Primary School				DfE no: 886/2089
Address	High Street, Eynsford, Dartford, DA4 0AA	Sex	Mixed	
Tel	01322 863680	Year group range	Year R - 6	
Email	office@anthony-roper.kent.sch.uk	Status	Foundation	
Website	https://www.anthony-roper.kent.sch.uk/	PAN 2026	30	
Chevening, St Botolph's Church of England Primary School				DfE no: 886/3307
This school has a Supplementary Information Form (SIF), which is available from and returned directly to the school.				
Address	Chevening Road, Chipstead, Sevenoaks, TN13 2SA	Sex	Mixed	
Tel	01732 452895	Year group range	Year R - 6	
Email	office@chevening.kent.sch.uk	Status	Voluntary aided	
Website	https://www.chevening.kent.sch.uk	PAN 2026	30	
Chiddingstone Church of England Primary School				DfE no: 886/3025
Address	Chiddingstone, Edenbridge, TN8 7AH	Sex	Mixed	
Tel	01892 870339	Year group range	Year R - 6	
Email	headteacher@chiddingstone.kent.sch.uk	Status	Academy	
Website	https://www.chiddingstoneschool.co.uk/	PAN 2026	30	
Churchill Church of England Primary School				DfE no: 886/3055
Address	Rysted Lane, Westerham, TN16 1EZ	Sex	Mixed	
Tel	01959 562197	Year group range	Year R - 6	
Email	office@churchill.kent.sch.uk	Status	Voluntary Contr.	
Website	https://www.churchill.kent.sch.uk	PAN 2026	30	
Crockenhill Primary School				DfE no: 886/2088
Address	The Green, Crockenhill, BR8 8JG	Sex	Mixed	
Tel	03000 658300	Year group range	Year R - 6	
Email	office@crockenhill.kent.sch.uk	Status	Community	
Website	https://www.crockenhill.kent.sch.uk	PAN 2026	30	
Crockham Hill Primary School				DfE no: 886/3054
Address	Crockham Hill, Edenbridge, TN8 6RP	Sex	Mixed	
Tel	01732 866374	Year group range	Year R - 6	
Email	admin@crockhamhill.kent.sch.uk	Status	Voluntary Contr.	
Website	https://www.crockhamhill.kent.sch.uk	PAN 2026	20	
Downsview Community Primary School				DfE no: 886/3896
Address	Beech Avenue, Swanley, BR8 8AU	Sex	Mixed	
Tel	01322 662594	Year group range	Year R - 6	
Email	admin@downsview-primary.kent.sch.uk	Status	Community	
Website	https://www.downsview-primary.kent.sch.uk	PAN 2026	30	

Dunton Green Primary School			DfE no: 886/2130
Address	London Road, Dunton Green, Sevenoaks, TN13 2UP	Sex	Mixed
Tel	01732 462221	Year group range	Year R - 6
Email	office@dunton-green.kent.sch.uk	Status	Community
Website	https://www.dunton-green.kent.sch.uk/	PAN 2026	30
Edenbridge Primary School			DfE no: 886/2099
Address	High Street, Edenbridge, TN8 5AB	Sex	Mixed
Tel	01732 863787	Year group range	Year R - 6
Email	office@edenbridge.kent.sch.uk	Status	Academy
Website	https://www.edenbridge.kent.sch.uk/	PAN 2026	60
Fawkham Primary School			DfE no: 886/3015
Address	Valley Road, Fawkham, LONGFIELD, DA3 8NA	Sex	Mixed
Tel	01474 702312	Year group range	Year R - 6
Email	headteacher@fawkham.kent.sch.uk	Status	Voluntary Contr.
Website	https://www.fawkhamschool.com	PAN 2026	15
Fordcombe Church of England Primary School			DfE no: 886/3015
This school has a Supplementary Information Form (SIF), which is available from and returned directly to the school.			
Address	The Green, Fordcombe, Tunbridge Wells, TN3 0RY	Sex	Mixed
Tel	01892 740224	Year group range	Year R - 6
Email	headteacher@fordcombe.kent.sch.uk	Status	Academy
Website	https://www.fordcombe.kent.sch.uk	PAN 2026	15
Four Elms Primary School			DfE no: 886/2134
Address	Bough Beech Road, Four Elms, Edenbridge, TN8 6NE	Sex	Mixed
Tel	01732 700274	Year group range	Year R - 6
Email	secretary@inspirefederation.co.uk	Status	Academy
Website	https://www.four-elms.org.uk/	PAN 2026	15
Halstead Primary School			DfE no: 886/2133
Address	Otford Lane, Halstead, Sevenoaks, TN14 7EA	Sex	Mixed
Tel	01959 532224	Year group range	Year R - 6
Email	headteacher@halstead.kent.sch.uk	Status	Academy
Website	https://www.halstead.kent.sch.uk	PAN 2026	25
Hever Church of England Primary School			DfE no: 886/3312
This school has a Supplementary Information Form (SIF), which is available from and returned directly to the school.			
Address	Hever Road, Hever, Edenbridge, TN8 7NH	Sex	Mixed
Tel	01732 862304	Year group range	Year R - 6
Email	office@hever.kent.sch.uk	Status	Voluntary aided
Website	https://www.hever.kent.sch.uk/	PAN 2026	30

Hextable Primary School			DfE no: 886/3907
Address	Rowhill Road, Hextable, Swanley, BR8 7RL	Sex	Mixed
Tel	01322 663792	Year group range	Year R - 6
Email	office@hextable-primary.kent.sch.uk	Status	Community
Website	https://www.hextable-primary.kent.sch.uk/	PAN 2026	90
High Firs Primary School			DfE no: 886/2615
Address	Court Crescent, Swanley, BR8 8NR	Sex	Mixed
Tel	01322 669721	Year group range	Year R - 6
Email	office@high-firs.kent.sch.uk	Status	Community
Website	https://www.high-firs.kent.sch.uk/	PAN 2026	30
Horizon Primary School			DfE no: 886/2001
Address	Hilda May Avenue, Swanley, BR8 7BT	Sex	Mixed
Tel	01322 665235	Year group range	Year R - 6
Email	admin@horizon-tkat.org	Status	Academy
Website	https://www.horizon-tkat.org/	PAN 2026	30
Horton Kirby Primary School			DfE no: 886/5215
Address	Horton Road, Horton Kirby, Dartford, DA4 9BN	Sex	Mixed
Tel	01322 863278	Year group range	Year R - 6
Email	office@hortonkirby.kent.sch.uk	Status	Academy
Website	https://www.hortonkirby.kent.sch.uk	PAN 2026	30
Ide Hill Church of England Primary School			DfE no: 886/3318
This school has a Supplementary Information Form (SIF), which is available from and returned directly to the school.			
Address	Sundridge Road, Ide Hill, Sevenoaks, TN14 6JT	Sex	Mixed
Tel	01732 750389	Year group range	Year R - 6
Email	headteacher@ide-hill.kent.sch.uk	Status	Voluntary aided
Website	https://idehill.eschools.co.uk/	PAN 2026	22
Kemsing Primary School			DfE no: 886/2136
Address	West End, Kemsing, Sevenoaks, TN15 6PU	Sex	Mixed
Tel	01732 761236	Year group range	Year R - 6
Email	office@kemsing.kent.sch.uk	Status	Community
Website	https://www.kemsing.kent.sch.uk	PAN 2026	30
Lady Boswell's Church of England Primary School			DfE no: 886/3318
This school has a Supplementary Information Form (SIF), which is available from and returned directly to the school.			
Address	Plymouth Drive, Sevenoaks, TN13 3RW	Sex	Mixed
Tel	01732 452851	Year group range	Year R - 6
Email	office@ladyboswells.kent.sch.uk	Status	Voluntary aided
Website	https://www.ladyboswells.kent.sch.uk	PAN 2026	60

Leigh Academy Hartley				DfE no: 886/2511
Address	Round Ash Way, Hartley, Longfield, DA3 8BT	Sex	Mixed	
Tel	01474 702742	Year group range	Year R - 6	
Email	office@hartleyprimary.org.uk	Status	Academy	
Website	https://www.leighacademyhartley.org.uk	PAN 2026	60	
Leigh Primary School				DfE no: 886/2137
Address	The Green, Leigh, Tonbridge, TN11 8QP	Sex	Mixed	
Tel	01732 832660	Year group range	Year R - 6	
Email	headteacher@leigh.kent.sch.uk	Status	Community	
Website	https://www.leighprimaryschool.com	PAN 2026	23	
New Ash Green Primary School				DfE no: 886/2682
Address	North Square, New Ash Green, Longfield, DA3 8JT	Sex	Mixed	
Tel	01474 873858	Year group range	Year R - 6	
Email	office@new-ash.kent.sch.uk	Status	Community	
Website	https://www.new-ash.kent.sch.uk	PAN 2026	60	
Otford Primary School				DfE no: 886/2138
Address	High Street, Otford, Sevenoaks, TN14 5PG	Sex	Mixed	
Tel	01959 523145	Year group range	Year R - 6	
Email	secretary@otford.kent.sch.uk	Status	Community	
Website	https://www.otford.kent.sch.uk	PAN 2026	30	
Our Lady of Hartley Church of England Primary School				DfE no: 886/5217
This school has a Supplementary Information Form (SIF), which is available from and returned directly to the school.				
Address	Stack Lane, Hartley, Longfield, DA3 8BL	Sex	Mixed	
Tel	01474 706385	Year group range	Year R - 6	
Email	office@our-lady-hartley.kcsp.org.uk	Status	Academy	
Website	https://www.ourladyhartley.kent.sch.uk/	PAN 2026	30	
Penshurst Primary School				DfE no: 886/3314
Address	High Street, Penshurst, Tonbridge, TN11 8BX	Sex	Mixed	
Tel	01892 870446	Year group range	Year R - 6	
Email	headteacher@penshurst.kent.sch.uk	Status	Voluntary aided	
Website	https://www.penshurstschool.org.uk	PAN 2026	15	
Riverhead Infants' School				DfE no: 886/2459
Address	Worships Hill, Riverhead, TN13 2AS	Sex	Mixed	
Tel	01732 452475	Year group range	Year R - 2	
Email	office@riverhead.kent.sch.uk	Status	Community	
Website	https://www.riverhead.kent.sch.uk	PAN 2026	90	
Seal Church of England Primary School				DfE no: 886/3035
Address	Zambra Way, Seal, Seal Primary School, Sevenoaks, TN15 0DJ	Sex	Mixed	
Tel	01732 762388	Year group range	Year R - 6	
Email	office@inspiream.org.uk	Status	Academy	
Website	https://www.sealprimary.org.uk	PAN 2026	60	

Sevenoaks Primary School			DfE no: 886/2632
Address	Bradbourne Park Road, Sevenoaks, TN13 3LB	Sex	Mixed
Tel	01732 453952	Year group range	Year R - 6
Email	adminsps@sevenoaks.kent.sch.uk	Status	Community
Website	https://www.sevenoaks.kent.sch.uk	PAN 2026	60
Shoreham Village School			DfE no: 886/2148
Address	Church Street, Shoreham, Sevenoaks, TN14 7SN	Sex	Mixed
Tel	01959 522228	Year group range	Year R - 6
Email	office@shoreham.kent.sch.uk	Status	Academy
Website	https://www.shorehamvillageschool.net	PAN 2026	15
St Bartholomew's Catholic Primary School			DfE no: 886/5214
This school has a Supplementary Information Form (SIF), which is available from and returned directly to the school.			
Address	Sycamore Drive, Swanley, BR8 7AY	Sex	Mixed
Tel	01322 663119	Year group range	Year R - 6
Email	headteacher@st-bartholomewsrc-pri.kent.sch.uk	Status	Academy
Website	https://www.st-bartholomewsrc-pri.kent.sch.uk/	PAN 2026	45
St Edmund's Church of England Primary School			DfE no: 886/3298
Address	Fawkham Road, West Kingsdown, Sevenoaks, TN15 6JP	Sex	Mixed
Tel	01474 853484	Year group range	Year R - 6
Email	office@st-edmunds.kent.sch.uk	Status	Voluntary Contr.
Website	https://www.st-edmunds.kent.sch.uk	PAN 2026	30
St John's Church of England Primary School			DfE no: 886/3037
Address	Bayham Road, Sevenoaks, TN13 3XD	Sex	Mixed
Tel	01732 453944	Year group range	Year R - 6
Email	headteacher@st-johns-sevenoaks.kent.sch.uk	Status	Voluntary Contr.
Website	https://www.stjohnssevenoaks.co.uk	PAN 2026	30
St Katherine's Knockholt CofE VA Primary School			DfE no: 886/3303
This school has a Supplementary Information Form (SIF), which is available from and returned directly to the school.			
Address	Main Road, Knockholt, Sevenoaks, TN14 7LS	Sex	Mixed
Tel	01959 532237	Year group range	Year R - 6
Email	headteacher@knockholt.kent.sch.uk	Status	Voluntary aided
Website	https://www.knockholt.kent.sch.uk/	PAN 2026	30
St Lawrence Church of England Primary School			DfE no: 886/3201
Address	Church Road, Stone Street, Sevenoaks, TN15 0LN	Sex	Mixed
Tel	01732 761393	Year group range	Year R - 6
Email	headteacher@st-lawrence-sevenoaks.kent.sch.uk	Status	Voluntary Contr.
Website	https://www.st-lawrence-sevenoaks.kent.sch.uk	PAN 2026	12

St Mary's Church of England Primary School			DfE no: 886/3373
This school has a Supplementary Information Form (SIF), which is available from and returned directly to the school.			
Address	St Mary's Road, Swanley, BR8 7BU	Sex	Mixed
Tel	01322 665212	Year group range	Year R - 6
Email	office@st-marys-swanley.kent.sch.uk	Status	Voluntary aided
Website	https://www.st-marys-swanley.kent.sch.uk	PAN 2026	30
St Paul's Church of England Primary School			DfE no: 886/3010
Address	School Lane, Swanley Village, BR8 7PJ	Sex	Mixed
Tel	01322 664324	Year group range	Year R - 6
Email	office@st-pauls-swanley.kent.sch.uk	Status	Voluntary Contr.
Website	https://www.st-pauls-swanley.kent.sch.uk	PAN 2026	15
St Thomas' Church of England Primary School			DfE no: 886/3751
This school has a Supplementary Information Form (SIF), which is available from and returned directly to the school.			
Address	South Park, Sevenoaks, TN13 1EH	Sex	Mixed
Tel	01732 453921	Year group range	Year R - 6
Email	gleahy@saintthomas.co.uk	Status	Academy
Website	https://www.saintthomas.co.uk	PAN 2026	30
Sundridge and Brasted Church of England VC Primary School			DfE no: 886/3043
Address	Church Road, Sundridge, Sevenoaks, TN14 6EA	Sex	Mixed
Tel	01959 562694	Year group range	Year R - 6
Email	office@sundridge.kent.sch.uk	Status	Voluntary Contr.
Website	https://www.sundridge.kent.sch.uk	PAN 2026	15
Weald Community Primary School			DfE no: 886/2147
Address	Long Barn Road, Weald, Sevenoaks, TN14 6PY	Sex	Mixed
Tel	01732 463307	Year group range	Year R - 6
Email	office@weald.kent.sch.uk	Status	Community
Website	https://www.weald.kent.sch.uk	PAN 2026	30

Junior schools (Year 3 - 6)

Amherst School			DfE no: 886/2143
Address	Witches Lane, Riverhead, Sevenoaks, TN13 2AX	Sex	Mixed
Tel	01732 452577	Year group range	Year 3 - 6
Email	office@amherst.kent.sch.uk	Status	Academy
Website	https://www.amherst.kent.sch.uk	PAN 2026	96

Tunbridge Wells

Benenden Church of England Primary School				DfE no: 886/3022
Address	Rolvenden Road, Cranbrook, TN17 4EH	Sex	Mixed	
Tel	01580 240565	Year group range	Year R - 6	
Email	office@benenden-cep.kent.sch.uk	Status	Voluntary Contr.	
Website	https://www.benenden-cep.kent.sch.uk	PAN 2026	30	
Bidborough Church of England Primary School				DfE no: 886/3023
Address	Spring Lane, Bidborough, Tunbridge Wells, TN3 OUE	Sex	Mixed	
Tel	01892 529333	Year group range	Year R - 6	
Email	office@bidborough.kent.sch.uk	Status	Voluntary Contr.	
Website	https://www.bidborough.kent.sch.uk	PAN 2026	30	
Bishops Down Primary School				DfE no: 886/2490
Address	Rydal Drive, Tunbridge Wells, TN4 9SU	Sex	Mixed	
Tel	01892 520114	Year group range	Year R - 6	
Email	office@bishops-down.kent.sch.uk	Status	Community	
Website	https://www.bishops-down.kent.sch.uk	PAN 2026	30	
Brenchley and Matfield Church of England Primary School				DfE no: 886/3306
This school has a Supplementary Information Form (SIF), which is available from and returned directly to the school.				
Address	Market Heath, Brenchley, Tonbridge, TN12 7NY	Sex	Mixed	
Tel	01892 722929	Year group range	Year R - 6	
Email	office@bmprimary.org.uk	Status	Academy	
Website	https://www.bmprimary.org.uk	PAN 2026	30	
Broadwater Down Primary School				DfE no: 886/2651
Address	Broadwater Lane, Tunbridge Wells, TN2 5RP	Sex	Mixed	
Tel	01892 527588	Year group range	Year R - 6	
Email	office@broadwater-down.kent.sch.uk	Status	Community	
Website	https://www.broadwater-down.kent.sch.uk	PAN 2026	30	
Capel Primary School				DfE no: 886/2128
Address	Five Oak Green Road, Five Oak Green, Tonbridge, TN12 6RP	Sex	Mixed	
Tel	01892 833919	Year group range	Year R - 6	
Email	headteacher@capel-tonbridge.kent.sch.uk	Status	Community	
Website	https://www.capelschool.com/	PAN 2026	30	
Claremont Primary School				DfE no: 886/2465
Address	Banner Farm Road, Tunbridge Wells, TN2 5EB	Sex	Mixed	
Tel	01892 531395	Year group range	Year R - 6	
Email	admin@claremont.kent.sch.uk	Status	Community	
Website	https://www.claremont.kent.sch.uk	PAN 2026	60	

Colliers Green Church of England Primary School			DfE no: 886/3308
This school has a Supplementary Information Form (SIF), which is available from and returned directly to the school.			
Address	Colliers Green, Cranbrook, TN17 2LR	Sex	Mixed
Tel	01580 211335	Year group range	Year R - 6
Email	office@colliers-green.kent.sch.uk	Status	Voluntary aided
Website	https://www.colliers-green.kent.sch.uk/	PAN 2026	16
Cranbrook Church of England Primary School			DfE no: 886/3027
Address	Carriers Road, Cranbrook, TN17 3JZ	Sex	Mixed
Tel	01580 713249	Year group range	Year R - 6
Email	office@cranbrook-cep.kent.sch.uk	Status	Voluntary Contr.
Website	https://www.cranbrook-cep.kent.sch.uk	PAN 2026	30
Frittenden Church of England Primary School			DfE no: 886/3198
Address	Frittenden Primary School, Frittenden, Cranbrook, TN17 2DD	Sex	Mixed
Tel	01580 852250	Year group range	Year R - 6
Email	headteacher@frittenden.kent.sch.uk	Status	Voluntary Contr.
Website	https://www.frittenden.kent.sch.uk	PAN 2026	15
Goudhurst and Kilndown Church of England Primary School			DfE no: 886/3029
Address	Beaman Close, Cranbrook Road, Goudhurst, TN17 1DZ	Sex	Mixed
Tel	01580 211365	Year group range	Year R - 6
Email	office@goudhurst-kilndown.kent.sch.uk	Status	Voluntary Contr.
Website	https://www.goudhurst-kilndown.kent.sch.uk	PAN 2026	30
Hawkhurst Church of England Primary School			DfE no: 886/3032
Address	Fowlers Park, Rye Road, Hawkhurst, Cranbrook, TN18 4JJ	Sex	Mixed
Tel	01580 753254	Year group range	Year R - 6
Email	office@hawkhurst.kent.sch.uk	Status	Voluntary Contr.
Website	https://www.hawkhurst.kent.sch.uk	PAN 2026	30
Lamberhurst St Mary's CofE Primary School			DfE no: 886/3034
Address	Pearse Place, Lamberhurst, Tunbridge Wells, TN3 8EJ	Sex	Mixed
Tel	01892 890281	Year group range	Year R - 6
Email	headteacher@lamberhurst.kent.sch.uk	Status	Voluntary Contr.
Website	https://www.lamberhurst.kent.sch.uk	PAN 2026	30
Langton Green Primary School			DfE no: 886/2482
Address	Lampington Row, Langton Green, Tunbridge Wells, TN3 0JG	Sex	Mixed
Tel	01892 862648	Year group range	Year R - 6
Email	office@langton-green-school.org	Status	Community
Website	https://www.langton-green-school.org	PAN 2026	60
Leigh Academy Horsmonden			DfE no: 886/2135
Address	Back Lane, Horsmonden, Tonbridge, TN12 8NJ	Sex	Mixed
Tel	01892 722529	Year group range	Year R - 6
Email	office@horsmondenprimaryacademy.org.uk	Status	Academy
Website	https://www.leighacademyhorsmonden.org.uk/	PAN 2026	30

Leigh Academy Paddock Wood			DfE no: 886/2127
Address	Old Kent Road, Paddock Wood, Tonbridge, TN12 6JE	Sex	Mixed
Tel	01892 833654	Year group range	Year R - 6
Email	info@paddockwood.latrust.org.uk	Status	Academy
Website	https://www.leighacademypaddockwood.org.uk/	PAN 2026	90
Pembury School			DfE no: 886/2139
Address	Lower Green Road, Pembury, Tunbridge Wells, TN2 4EB	Sex	Mixed
Tel	01892 822259	Year group range	Year R - 6
Email	headteacher@pembury.kent.sch.uk	Status	Community
Website	https://www.pembury.kent.sch.uk	PAN 2026	60
Rusthall St Paul's CofE VA Primary School			DfE no: 886/3913
Address	High Street, Rusthall, Tunbridge Wells, TN4 8RZ	Sex	Mixed
Tel	01892 520582	Year group range	Year R - 6
Email	rusthalloffice@inspiream.org.uk	Status	Academy
Website	https://www.rusthall-cep.org.uk	PAN 2026	30
Sandhurst Primary School			DfE no: 886/2142
Address	Rye Road, Sandhurst, Cranbrook, TN18 5JE	Sex	Mixed
Tel	01580 850288	Year group range	Year R - 6
Email	office@sandhurst.kent.sch.uk	Status	Community
Website	https://www.sandhurst.kent.sch.uk	PAN 2026	30
Sissinghurst VA Church of England Primary School			DfE no: 886/3309
This school has a Supplementary Information Form (SIF), which is available from and returned directly to the school.			
Address	Common Road, Sissinghurst, Cranbrook, TN17 2BH	Sex	Mixed
Tel	01580 713895	Year group range	Year R - 6
Email	office@sissinghurst.kent.sch.uk	Status	Voluntary aided
Website	https://www.sissinghurst.kent.sch.uk/	PAN 2026	30
Skinner's Kent Primary School			DfE no: 886/2045
Address	The Avenue, Knights Wood, Tunbridge Wells, TN2 3GS	Sex	Mixed
Tel	01892 553060	Year group range	Year R - 6
Email	info@skps.org.uk	Status	Academy
Website	https://www.skps.org.uk	PAN 2026	30
Skinner's Temple Grove			DfE no: 886/2018
Address	Friars Way, Tunbridge Wells, TN2 3UA	Sex	Mixed
Tel	01892 520562	Year group range	Year R - 6
Email	office@templegroveacademy.com	Status	Academy
Website	https://www.templegroveacademy.com/	PAN 2026	30
Southborough CofE Primary School			DfE no: 886/3297
Address	Broomhill Park Road, Southborough, Tunbridge Wells, TN4 0JY	Sex	Mixed
Tel	01892 529682	Year group range	Year R - 6
Email	office@southborough.kent.sch.uk	Status	Voluntary Contr.
Website	https://www.southborough.kent.sch.uk	PAN 2026	90

Speldhurst Church of England VA Primary School			DfE no: 886/3042
Address	Langton Road, Speldhurst, Tunbridge Wells, TN3 ONP	Sex	Mixed
Tel	01892 863044	Year group range	Year R - 6
Email	office@speldhurst.kent.sch.uk	Status	Voluntary aided
Website	https://www.speldhurst.kent.sch.uk	PAN 2026	30
St Augustine's Catholic Primary School			DfE no: 886/3754
This school has a Supplementary Information Form (SIF), which is available from and returned directly to the school.			
Address	Wilman Road, Tunbridge Wells, TN4 9AL	Sex	Mixed
Tel	01892 529796	Year group range	Year R - 6
Email	Office@st-augustines-tunbridgewells.kcsp.org.uk	Status	Academy
Website	https://www.st-augustines.kent.sch.uk/	PAN 2026	30
St Barnabas CofE VA Primary School			DfE no: 886/3320
This school has a Supplementary Information Form (SIF), which is available from and returned directly to the school.			
Address	Quarry Road, Tunbridge Wells, TN1 2EY	Sex	Mixed
Tel	01892 522958	Year group range	Year R - 6
Email	office@st-barnabas.kent.sch.uk	Status	Voluntary aided
Website	https://www.st-barnabas.kent.sch.uk/	PAN 2026	30
St James' Church of England Voluntary Aided Primary School			DfE no: 886/3322
This school has a Supplementary Information Form (SIF), which is available from and returned directly to the school.			
Address	Sandrock Road, Tunbridge Wells, TN2 3PR	Sex	Mixed
Tel	01892 523006	Year group range	Year R - 6
Email	office@st-james.kent.sch.uk	Status	Voluntary aided
Website	https://www.st-james.kent.sch.uk	PAN 2026	90
St John's Church of England Primary School			DfE no: 886/3050
Address	Cunningham Road, Tunbridge Wells, TN4 9EW	Sex	Mixed
Tel	01892 678980	Year group range	Year R - 6
Email	admissions@st-johns.kent.sch.uk	Status	Voluntary Contr.
Website	https://www.st-johns-school.org.uk/	PAN 2026	90
St Mark's Church of England Primary School			DfE no: 886/3052
Address	Ramslye Road, Tunbridge Wells, TN4 8LN	Sex	Mixed
Tel	01892 525402	Year group range	Year R - 6
Email	headteacher@st-marks.kent.sch.uk	Status	Voluntary Contr.
Website	https://www.st-marks.kent.sch.uk	PAN 2026	60
St Matthew's High Brooms Church of England VC Primary School			DfE no: 886/3294
Address	Powder Mill Lane, High Brooms, Tunbridge Wells, TN4 9DY	Sex	Mixed
Tel	01892 528098	Year group range	Year R - 6
Email	headteacher@st-matthews.kent.sch.uk	Status	Voluntary Contr.
Website	https://www.st-matthews-school.org	PAN 2026	60

St Peter's Church of England Primary School		DfE no: 886/3053	
Address	Hawkenbury Road, Tunbridge Wells, TN2 5BW	Sex	Mixed
Tel	01892 525727	Year group range	Year R - 6
Email	admin@st-peters.kent.sch.uk	Status	Voluntary Contr.
Website	https://www.st-peters.kent.sch.uk	PAN 2026	30
Wells Free School		DfE no: 886/2025	
Address	King Charles Square, Tunbridge Wells, TN4 8FA	Sex	Mixed
Tel	01892 739075	Year group range	Year R - 6
Email	admissions@thewellsfreechool.co.uk	Status	Free
Website	https://www.thewellsfreeschool.co.uk/	PAN 2026	30

Tonbridge and Malling

Bishop Chavasse Primary School			DfE no: 886/2086
This school has a Supplementary Information Form (SIF), which is available from and returned directly to the school.			
Address	2a Baker Lane, Tonbridge, TN11 0FB	Sex	Mixed
Tel	01732 676040	Year group range	Year R - 6
Email	admissions@bishopchavasseschool.org.uk	Status	Free
Website	https://www.bishopchavasseschool.org.uk/	PAN 2026	60
Borough Green Primary School			DfE no: 886/5201
Address	School Approach, Borough Green, Sevenoaks, TN15 8JZ	Sex	Mixed
Tel	01732 883459	Year group range	Year R - 6
Email	school.office@bgpschool.kent.sch.uk	Status	Foundation
Website	https://www.bgpschool.kent.sch.uk	PAN 2026	45
Brookfield Infant School			DfE no: 886/2514
Address	Swallow Road, Larkfield, Aylesford, ME20 6PY	Sex	Mixed
Tel	01732 840955	Year group range	Year R - 2
Email	infant@flourishfederation.kent.sch.uk	Status	Community
Website	https://www.flourishfederation.co.uk/	PAN 2026	60
Burham Church of England Primary School			DfE no: 886/3062
Address	Bell Lane, Burham, Rochester, ME1 3SY	Sex	Mixed
Tel	01634 861691	Year group range	Year R - 6
Email	office@burham.kent.sch.uk	Status	Voluntary Contr.
Website	https://www.burham.kent.sch.uk	PAN 2026	28
Cage Green Primary School			DfE no: 886/2114
This school has a Supplementary Information Form (SIF), which is available from and returned directly to the school.			
Address	Cage Green Road, Tonbridge, TN10 4PT	Sex	Mixed
Tel	01732 354325	Year group range	Year R - 6
Email	office@cage-green.kent.sch.uk	Status	Academy
Website	https://www.cage-green.kent.sch.uk	PAN 2026	30
Discovery School			DfE no: 886/2065
Address	Discovery Drive, Kings Hill, West Malling, ME19 4GJ	Sex	Mixed
Tel	01732 847000	Year group range	Year R - 6
Email	office@discovery.kent.sch.uk	Status	Community
Website	https://www.discovery.kent.sch.uk	PAN 2026	90
Ditton Infant School			DfE no: 886/5212
Address	Pear Tree Avenue, Ditton, ME20 6EB	Sex	Mixed
Tel	01732 844107	Year group range	Year R - 2
Email	secretary@ditton-inf.kent.sch.uk	Status	Foundation
Website	https://www.ditton-inf.kent.sch.uk/	PAN 2026	60

East Peckham Primary School			DfE no: 886/2164
Address	130 Pound Road, East Peckham, Tonbridge, TN12 5LH	Sex	Mixed
Tel	01622 871268	Year group range	Year R - 6
Email	office@eastpeckhamprimary.org.uk	Status	Community
Website	https://www.east-peckham.kent.sch.uk/	PAN 2026	30
Hadlow Primary School			DfE no: 886/2132
Address	Hadlow, Tonbridge, TN11 0EH	Sex	Mixed
Tel	01732 850349	Year group range	Year R - 6
Email	headteacher@hadlow.kent.sch.uk	Status	Community
Website	https://www.hadlow.kent.sch.uk	PAN 2026	30
Hildenborough Church of England Primary School			DfE no: 886/3033
Address	Riding Lane, Hildenborough, Tonbridge, TN11 9HY	Sex	Mixed
Tel	01732 833394	Year group range	Year R - 6
Email	office@hildenborough.kent.sch.uk	Status	Voluntary Contr.
Website	https://www.hildenborough.kent.sch.uk	PAN 2026	30
Ightham Primary School			DfE no: 886/2167
Address	Oldbury Lane, Ightham, Sevenoaks, TN15 9DD	Sex	Mixed
Tel	01732 882405	Year group range	Year R - 6
Email	headteacher@ightham.kent.sch.uk	Status	Academy
Website	https://www.ightham.kent.sch.uk	PAN 2026	30
Kings Hill School Primary and Nursery			DfE no: 886/2680
Address	Crispin Way, Kings Hill, West Malling, ME19 4LS	Sex	Mixed
Tel	01732 842739	Year group range	Year R - 6
Email	office@kings-hill.kent.sch.uk	Status	Community
Website	https://www.kingshillschool.org.uk/	PAN 2026	60
Leybourne, St Peter and St Paul CofE Primary Academy			DfE no: 886/3324
This school has a Supplementary Information Form (SIF), which is available from and returned directly to the school.			
Address	Rectory Lane North, Leybourne, West Malling, ME19 5HD	Sex	Mixed
Tel	01732 842008	Year group range	Year R - 6
Email	headteacher@leybourne.school	Status	Academy
Website	https://www.leybourne.school	PAN 2026	30
Long Mead Community Primary School			DfE no: 886/2662
Address	Waveney Road, Tonbridge, TN10 3JU	Sex	Mixed
Tel	01732 350601	Year group range	Year R - 6
Email	office@long-mead.kent.sch.uk	Status	Foundation
Website	https://www.long-mead.kent.sch.uk/	PAN 2026	30

Lunsford Primary School			DfE no: 886/2562
Address	Swallow Road, Larkfield, Aylesford, ME20 6PY	Sex	Mixed
Tel	01732 843352	Year group range	Year R - 6
Email	office@lunsford.kent.sch.uk	Status	Community
Website	https://www.lunsford.kent.sch.uk	PAN 2026	30
Mereworth Community Primary School			DfE no: 886/2182
Address	39 the Street, Mereworth, Maidstone, ME18 5ND	Sex	Mixed
Tel	01622 812569	Year group range	Year R - 6
Email	office@mereworth.kent.sch.uk	Status	Community
Website	https://www.mereworth.kent.sch.uk	PAN 2026	30
More Park Catholic Primary School			DfE no: 886/3745
This school has a Supplementary Information Form (SIF), which is available from and returned directly to the school.			
Address	Lucks Hill, West Malling, ME19 6HN	Sex	Mixed
Tel	01732 843047	Year group range	Year R - 6
Email	morepark.secretary@more-park-westmalling.kcsp.org.uk	Status	Academy
Website	https://www.moreparkprimary.co.uk/	PAN 2026	30
Offham Primary School			DfE no: 886/2187
Address	Church Road, Offham, West Malling, ME19 5NX	Sex	Mixed
Tel	01732 842355	Year group range	Year R - 6
Email	office@offham.kent.sch.uk	Status	Community
Website	https://www.offham.kent.sch.uk	PAN 2026	30
Platt Church of England Voluntary Aided Primary School			DfE no: 886/3325
Address	Platinum Way, St Mary's Platt, Sevenoaks, TN15 8FH	Sex	Mixed
Tel	01732 882596	Year group range	Year R - 6
Email	headteacher@platt.kent.sch.uk	Status	Voluntary aided
Website	https://www.platt.kent.sch.uk	PAN 2026	30
Plaxtol Primary School			DfE no: 886/2188
Address	School Lane, Plaxtol, Sevenoaks, TN15 0QD	Sex	Mixed
Tel	01732 810200	Year group range	Year R - 6
Email	headteacher@plaxtol.kent.sch.uk	Status	Community
Website	https://www.plaxtol.kent.sch.uk/	PAN 2026	15
Royal Rise Primary School			DfE no: 886/2085
Address	Royal Rise, Tonbridge, TN9 2DQ	Sex	Mixed
Tel	01732 354143	Year group range	Year R - 6
Email	office@royalriseprimary.kent.sch.uk	Status	Academy
Website	https://www.royalriseprimary.kent.sch.uk/	PAN 2026	30
Ryarsh Primary School			DfE no: 886/2189
Address	Birling Road, Ryarsh, West Malling, ME19 5LS	Sex	Mixed
Tel	01732 870600	Year group range	Year R - 6
Email	office@ryarsh.kent.sch.uk	Status	Community
Website	https://www.ryarsh.kent.sch.uk/	PAN 2026	30

Shipbourne School			DfE no: 886/2190
Address	Stumble Hill, Shipbourne, Tonbridge, TN11 9PB	Sex	Mixed
Tel	01732 810344	Year group range	Year R - 6
Email	office@shipbourne.kent.sch.uk	Status	Community
Website	https://www.shipbourne.kent.sch.uk	PAN 2026	9
Slade Primary School			DfE no: 886/2155
Address	The Slade, Tonbridge, TN9 1HR	Sex	Mixed
Tel	01732 350354	Year group range	Year R - 6
Email	office@slade.kent.sch.uk	Status	Community
Website	https://www.slade.kent.sch.uk	PAN 2026	60
Snodland CofE Primary School			DfE no: 886/5200
This school has a Supplementary Information Form (SIF), which is available from and returned directly to the school.			
Address	Roberts Road, Snodland, ME6 5HL	Sex	Mixed
Tel	01634 241251	Year group range	Year R - 6
Email	office@snodland.kent.sch.uk	Status	Voluntary aided
Website	https://www.snodland.kent.sch.uk	PAN 2026	60
St George's Church of England VC Primary School			DfE no: 886/3089
Address	Old London Road, Wrotham, Sevenoaks, TN15 7DL	Sex	Mixed
Tel	01732 882401	Year group range	Year R - 6
Email	headteacher@st-georges-wrotham.kent.sch.uk	Status	Voluntary Contr.
Website	https://www.st-georges-wrotham.kent.sch.uk/	PAN 2026	30
St James the Great Academy			DfE no: 886/2066
Address	Chapman Way, East Malling, ME19 6SD	Sex	Mixed
Tel	01732 841912	Year group range	Year R - 6
Email	contactus@stjamesthegreatacademy.org	Status	Academy
Website	https://www.stjamesthegreatacademy.org/	PAN 2026	30
St Katherine's School & Nursery			DfE no: 886/2118
Address	St. Katherines Lane, Snodland, ME6 5EJ	Sex	Mixed
Tel	01634 240061	Year group range	Year R - 6
Email	headteacher@st-katherines.kent.sch.uk	Status	Academy
Website	https://www.stkatherineskent.co.uk	PAN 2026	60
St Margaret Clitherow Catholic Primary School			DfE no: 886/3744
This school has a Supplementary Information Form (SIF), which is available from and returned directly to the school.			
Address	Trench Road, Tonbridge, TN11 9NG	Sex	Mixed
Tel	01732 358000	Year group range	Year R - 6
Email	office@st-margaret-tonbridge.kcsp.org.uk	Status	Academy
Website	https://www.stmargaretclitherowschool.org.uk	PAN 2026	45

St Mark's Church of England Primary School			DfE no: 886/3059
Address	Eccles Row, Eccles, Aylesford, ME20 7HS	Sex	Mixed
Tel	01622 717337	Year group range	Year R - 6
Email	headteacher@st-marks-aylesford.kent.sch.uk	Status	Academy
Website	https://www.st-marks-aylesford.kent.sch.uk	PAN 2026	20
St Peter's Church of England Primary School			DfE no: 886/3057
Address	Mount Pleasant, Aylesford, ME20 7BE	Sex	Mixed
Tel	01622 717335	Year group range	Year R - 6
Email	office@stpetersaylesford.kent.sch.uk	Status	Voluntary Contr.
Website	https://www.stpetersaylesford.kent.sch.uk	PAN 2026	24
Stocks Green Primary School			DfE no: 886/2539
Address	Leigh Road, Hildenborough, Tonbridge, TN11 9AE	Sex	Mixed
Tel	01732 832758	Year group range	Year R - 6
Email	office@stocks-green.kent.sch.uk	Status	Community
Website	https://www.stocksprimary.co.uk	PAN 2026	30
Sussex Road Community Primary School			DfE no: 886/2156
Address	Sussex Road, Tonbridge, TN9 2TP	Sex	Mixed
Tel	01732 352367	Year group range	Year R - 6
Email	schooloffice@sussex-road.kent.sch.uk	Status	Community
Website	https://www.sussex-road.kent.sch.uk/	PAN 2026	60
Trottscliffe Church of England Primary School			DfE no: 886/3082
Address	Church Lane, Trottscliffe, West Malling, ME19 5EB	Sex	Mixed
Tel	01732 822803	Year group range	Year R - 6
Email	office@trottscliffe.kent.sch.uk	Status	Voluntary Contr.
Website	https://www.trottscliffe.kent.sch.uk/	PAN 2026	12
Tunbury Primary School			DfE no: 886/2530
Address	Tunbury Avenue, Walderslade, Chatham, ME5 9HY	Sex	Mixed
Tel	01634 863085	Year group range	Year R - 6
Email	office@tunbury.kent.sch.uk	Status	Community
Website	https://www.tunbury.kent.sch.uk	PAN 2026	60
Valley Invicta (Aylesford) Primary School			DfE no: 886/2030
This school has a Supplementary Information Form (SIF), which is available from and returned directly to the school.			
Address	Teapot Lane, Aylesford, ME20 7JU	Sex	Mixed
Tel	01622 718192	Year group range	Year R - 6
Email	office@aylesford.viat.org.uk	Status	Academy
Website	https://www.aylesford.viat.org.uk/	PAN 2026	60

Valley Invicta (Holborough Lakes) Primary School			DfE no: 886/2037
This school has a Supplementary Information Form (SIF), which is available from and returned directly to the school.			
Address	Holborough Lakes, Pollyfield Close, Snodland, ME6 5GR	Sex	Mixed
Tel	01634 242839	Year group range	Year R - 6
Email	office@holboroughlakes.viat.org.uk	Status	Academy
Website	https://www.holboroughlakes.viat.org.uk	PAN 2026	30
Valley Invicta (Kings Hill) Primary School			DfE no: 886/2038
This school has a Supplementary Information Form (SIF), which is available from and returned directly to the school.			
Address	Warwick Way (Off Tower View), Kings Hill, ME19 4AL	Sex	Mixed
Tel	01732 841695	Year group range	Year R - 6
Email	office@kingshill.viat.org.uk	Status	Academy
Website	https://www.kingshill.viat.org.uk	PAN 2026	30
Valley Invicta (Leybourne Chase) Primary School			DfE no: 886/2036
This school has a Supplementary Information Form (SIF), which is available from and returned directly to the school.			
Address	Derby Drive, Leybourne Chase, West Malling, ME19 5FF	Sex	Mixed
Tel	01732 840908	Year group range	Year R - 6
Email	Office@leybournechase.viat.org.uk	Status	Academy
Website	https://www.leybournechase.viat.org.uk	PAN 2026	30
Wateringbury Church of England Primary School			DfE no: 886/3084
Address	147 Bow Road, Wateringbury, Maidstone, ME18 5EA	Sex	Mixed
Tel	01622 812199	Year group range	Year R - 6
Email	office@wateringbury.kent.sch.uk	Status	Voluntary aided
Website	https://www.wateringbury.kent.sch.uk/	PAN 2026	15
West Malling Church of England Primary School			DfE no: 886/3086
Address	Old Cricket Ground, Norman Road, West Malling, ME19 6RL	Sex	Mixed
Tel	01732 842061	Year group range	Year R - 6
Email	office@west-malling.kent.sch.uk	Status	Academy
Website	https://www.west-malling.kent.sch.uk	PAN 2026	30
Woodlands Primary School			DfE no: 886/2079
Address	Higham School Lane, Hunt Road, Tonbridge, TN10 4BB	Sex	Mixed
Tel	01732 355577	Year group range	Year R - 6
Email	admissions@woodlands.kent.sch.uk	Status	Community
Website	https://www.woodlands.kent.sch.uk	PAN 2026	60
Wouldham, All Saints Church of England VC Primary School			DfE no: 886/3088
Address	1 Worrall Drive, Wouldham, Rochester, ME1 3GE	Sex	Mixed
Tel	01634 861434	Year group range	Year R - 6
Email	headteacher@wouldham.kent.sch.uk	Status	Voluntary Contr.
Website	https://www.wouldham.kent.sch.uk	PAN 2026	60

Junior schools (Yr 3 - 6)

Brookfield Junior School		DfE no: 886/5223	
Address	Swallow Road, Larkfield, Aylesford, ME20 6PY	Sex	Mixed
Tel	01732 843667	Year group range	Year 3 - 6
Email	junior@flourishfederation.kent.sch.uk	Status	Community
Website	https://www.flourishfederation.co.uk/	PAN 2026	64
Ditton Church of England Junior School		DfE no: 886/5223	
Address	New Road, Ditton, Aylesford, ME20 6AE	Sex	Mixed
Tel	01732 843446	Year group range	Year 3 - 6
Email	schooloffice@ditton-jun.kent.sch.uk	Status	Academy
Website	https://www.ditton-jun.kent.sch.uk	PAN 2026	64

Maidstone

Allington Primary School			DfE no: 886/5209
Address	Hildenborough Crescent, London Road, ME16 0PG	Sex	Mixed
Tel	01622 757350	Year group range	Year R - 6
Email	office@allington.kent.sch.uk	Status	Academy
Website	https://www.allington.kent.sch.uk/	PAN 2026	60
Archbishop Courtenay Primary School			DfE no: 886/2027
Address	Eccleston Road, Tovil, Maidstone, ME15 6QN	Sex	Mixed
Tel	01622 754666	Year group range	Year R - 6
Email	Office@abc.aquilatrust.co.uk	Status	Academy
Website	https://www.archbishopcourtenay.org.uk/	PAN 2026	45
Barming Primary School			DfE no: 886/2080
Address	Belmont Close, Barming, Maidstone, ME16 9DY	Sex	Mixed
Tel	01622 726472	Year group range	Year R - 6
Email	office@barming.kent.sch.uk	Status	Academy
Website	https://www.barming.kent.sch.uk/	PAN 2026	60
Boughton Monchelsea Primary School			DfE no: 886/2161
Address	Church Hill, Boughton Monchelsea, Maidstone, ME17 4HP	Sex	Mixed
Tel	01622 743596	Year group range	Year R - 6
Email	headteacher@boughton-monchelsea.kent.sch.uk	Status	Community
Website	https://www.boughton-monchelsea.kent.sch.uk	PAN 2026	30
Bredhurst Church of England VC Primary School			DfE no: 886/3061
Address	The Street, Bredhurst, Gillingham, ME7 3JY	Sex	Mixed
Tel	01634 231271	Year group range	Year R - 6
Email	office@bredhurst.kent.sch.uk	Status	Voluntary Contr.
Website	https://www.bredhurst.kent.sch.uk/	PAN 2026	20
Brunswick House Primary School			DfE no: 886/2171
Address	Leafy Lane, Maidstone, ME16 0QQ	Sex	Mixed
Tel	01622 752102	Year group range	Year R - 6
Email	admissions@brunswick-house.kent.sch.uk	Status	Community
Website	https://www.brunswick-house.kent.sch.uk	PAN 2026	60
Coxheath Primary School			DfE no: 886/2677
Address	Stockett Lane, Coxheath, Maidstone, ME17 4PS	Sex	Mixed
Tel	01622 745553	Year group range	Year R - 6
Email	office@coxheath.kent.sch.uk	Status	Academy
Website	https://www.coxheath.kent.sch.uk/	PAN 2026	60

East Farleigh Primary School			DfE no: 886/2163
Address	Vicarage Lane, East Farleigh, Maidstone, ME15 0LY	Sex	Mixed
Tel	01622 726364	Year group range	Year R - 6
Email	admin@east-farleigh.kent.sch.uk	Status	Community
Website	https://www.east-farleigh.kent.sch.uk	PAN 2026	30
Greenfields Community Primary School			DfE no: 886/3898
Address	Oxford Road, Shepway, Maidstone, ME15 8DF	Sex	Mixed
Tel	01622 758538	Year group range	Year R - 6
Email	office@greenfieldscps.kent.sch.uk	Status	Community
Website	https://www.greenfieldscps.kent.sch.uk	PAN 2026	45
Harrietsham Church of England Primary School			DfE no: 886/3067
Address	West Street, Harrietsham, Maidstone, ME17 1JZ	Sex	Mixed
Tel	01622 859261	Year group range	Year R - 6
Email	office@harrietsham.kent.sch.uk	Status	Voluntary Contr.
Website	https://www.harrietsham.kent.sch.uk	PAN 2026	60
Headcorn Primary School			DfE no: 886/2165
Address	Kings Road, Headcorn, TN27 9QT	Sex	Mixed
Tel	01622 891289	Year group range	Year R - 6
Email	admin@headcorn.kent.sch.uk	Status	Community
Website	https://www.headcorn.kent.sch.uk	PAN 2026	60
Hollingbourne Primary School			DfE no: 886/2166
Address	Eyhorne Street, Hollingbourne, Maidstone, ME17 1UA	Sex	Mixed
Tel	01622 880270	Year group range	Year R - 6
Email	office@hollingbourne.kent.sch.uk	Status	Community
Website	https://www.hollingbourne.kent.sch.uk/	PAN 2026	15
Holy Family Catholic Primary School			DfE no: 886/2041
This school has a Supplementary Information Form (SIF), which is available from and returned directly to the school.			
Address	Bicknor Road, Park Wood, Maidstone, ME15 9PS	Sex	Mixed
Tel	01622 756778	Year group range	Year R - 6
Email	office@holy-family-maidstone.kcsp.org.uk	Status	Academy
Website	https://www.holyfamily.kent.sch.uk	PAN 2026	30
Hunton Church of England Primary School			DfE no: 886/3323
This school has a Supplementary Information Form (SIF), which is available from and returned directly to the school.			
Address	Bishops Lane, Hunton, Maidstone, ME15 0SJ	Sex	Mixed
Tel	01622 820360	Year group range	Year R - 6
Email	office@hunton.kent.sch.uk	Status	Voluntary aided
Website	https://www.hunton.kent.sch.uk	PAN 2026	15

Jubilee Primary School			DfE no: 886/2043
Address	Gatland Lane, Maidstone, ME16 8PF	Sex	Mixed
Tel	01622 808873	Year group range	Year R - 6
Email	office@jubileeprimaryschool.org.uk	Status	Free
Website	https://www.jubileeprimaryschool.org.uk	PAN 2026	60
Kingswood Primary School			DfE no: 886/2578
Address	Cayser Drive, Kingswood, Maidstone, ME17 3QF	Sex	Mixed
Tel	01622 842674	Year group range	Year R - 6
Email	office@kingswoodkentsch.co.uk	Status	Community
Website	https://www.kingswoodkentsch.co.uk	PAN 2026	20
Laddingford St Mary's Church of England VC Primary School			DfE no: 886/3091
Address	Darman Lane, Laddingford, Maidstone, ME18 6BL	Sex	Mixed
Tel	01622 871270	Year group range	Year R - 6
Email	headteacher@laddingford.kent.sch.uk	Status	Voluntary Contr.
Website	https://www.laddingford.kent.sch.uk	PAN 2026	13
Leeds and Broomfield Church of England Primary School			DfE no: 886/3069
Address	Lower Street, Leeds, Maidstone, ME17 1RL	Sex	Mixed
Tel	01622 861398	Year group range	Year R - 6
Email	office@leedsandbroomfieldkentsch.co.uk	Status	Voluntary Contr.
Website	https://www.leedsandbroomfieldkentsch.co.uk	PAN 2026	15
Leigh Academy Bearsted			DfE no: 886/2131
Address	Popesfield Way, Weaving, Maidstone, ME14 5GA	Sex	Mixed
Tel	01622 250040	Year group range	Year R - 6
Email	info@bearstedprimaryacademy.org.uk	Status	Free
Website	https://www.leighacademybearsted.org.uk	PAN 2026	60
Leigh Academy Langley Park			DfE no: 886/2073
Address	Edmett Way, Maidstone, ME17 3FX	Sex	Mixed
Tel	01622 250880	Year group range	Year R - 6
Email	contactus@langleyparkprimaryacademy.org.uk	Status	Academy
Website	https://leighacademylangleypark.org.uk/	PAN 2026	60
Leigh Academy Marden			DfE no: 886/2183
Address	Goudhurst Road, Marden, Tonbridge, TN12 9JX	Sex	Mixed
Tel	01622 831393	Year group range	Year R - 6
Email	office@marden.latrust.org.uk	Status	Academy
Website	https://www.leighacademymarden.org.uk	PAN 2026	60
Leigh Academy Molehill			DfE no: 886/2007
Address	Hereford Road, Maidstone, ME15 7ND	Sex	Mixed
Tel	01622 751729	Year group range	Year R - 6
Email	contactus@molehillprimaryacademy.org.uk	Status	Academy
Website	https://www.leighacademymolehill.org.uk/	PAN 2026	45

Leigh Academy Oaks			DfE no: 886/2003
Address	Oak Tree Avenue, Maidstone, ME15 9AX	Sex	Mixed
Tel	01622 755960	Year group range	Year R - 6
Email	info@oaks.latrust.org.uk	Status	Academy
Website	https://www.leighacademyoaks.org.uk/	PAN 2026	27
Leigh Academy Tree Tops			DfE no: 886/2004
Address	Brishing Lane, Park Wood, Maidstone, ME15 9EZ	Sex	Mixed
Tel	01622 754888	Year group range	Year R - 6
Email	contactus@treetopprimaryacademy.org.uk	Status	Academy
Website	https://www.treetopprimaryacademy.org/	PAN 2026	45
Lenham Primary School			DfE no: 886/2168
Address	Ham Lane, Lenham, Maidstone, ME17 2LL	Sex	Mixed
Tel	01622 858260	Year group range	Year R - 6
Email	office@lenham.kent.sch.uk	Status	Community
Website	https://www.lenham.kent.sch.uk	PAN 2026	30
Loose Primary School			DfE no: 886/2044
Address	Loose Road, Maidstone, ME15 9UW	Sex	Mixed
Tel	01622 743549	Year group range	Year R - 6
Email	office@loose-primary.kent.sch.uk	Status	Academy
Website	https://www.loose-primary.kent.sch.uk/	PAN 2026	90
Madginford Primary School			DfE no: 886/2520
Address	Egremont Road, Bearsted, Maidstone, ME15 8LH	Sex	Mixed
Tel	01622 734539	Year group range	Year R - 6
Email	office@mps.kent.sch.uk	Status	Community
Website	https://www.madginfordprimaryschool.co.uk	PAN 2026	90
Palace Wood Primary School			DfE no: 886/3906
Address	Ash Grove, Allington, Maidstone, ME16 0AB	Sex	Mixed
Tel	01622 750084	Year group range	Year R - 6
Email	office@palacewood.kent.sch.uk	Status	Community
Website	https://www.palacewoodprimary.org.uk/	PAN 2026	60
Park Way Primary School			DfE no: 886/2176
Address	Park Way, Maidstone, ME15 7DN	Sex	Mixed
Tel	01622 753651	Year group range	Year R - 6
Email	office@park-way.kent.sch.uk	Status	Community
Website	https://www.park-way.kent.sch.uk	PAN 2026	45
Platts Heath Primary School			DfE no: 886/2169
Address	Headcorn Road, Platts Heath, Maidstone, ME17 2NH	Sex	Mixed
Tel	01622 850316	Year group range	Year R - 6
Email	office@plattsheathkentsch.co.uk	Status	Community
Website	https://www.plattsheathkentsch.co.uk/	PAN 2026	13

Sandling Primary School			DfE no: 886/2552
Address	Ashburnham Road, Penenden Heath, Maidstone, ME14 2JG	Sex	Mixed
Tel	01622 763297	Year group range	Year R - 6
Email	office@sandling.kent.sch.uk	Status	Community
Website	https://www.sandling.kent.sch.uk/	PAN 2026	60
Senacre Wood Primary School			DfE no: 886/2586
Address	Graveney Road, Senacre, Maidstone, ME15 8QQ	Sex	Mixed
Tel	03000 658430	Year group range	Year R - 6
Email	office@senacre-wood.kent.sch.uk	Status	Community
Website	https://www.senacre-wood.kent.sch.uk/	PAN 2026	30
South Borough Primary School			DfE no: 886/2180
Address	Stagshaw Close, Postley Road, Maidstone, ME15 6TL	Sex	Mixed
Tel	01622 752161	Year group range	Year R - 6
Email	sbps_office@swale.at	Status	Academy
Website	https://www.southboroughprimary.org.uk	PAN 2026	60
St Francis' Catholic Primary School			DfE no: 886/5207
This school has a Supplementary Information Form (SIF), which is available from and returned directly to the school.			
Address	Queen's Road, Maidstone, ME16 0LB	Sex	Mixed
Tel	01622 771540	Year group range	Year R - 6
Email	generalenquiries@stfranciscatholicprimary.com	Status	Voluntary aided
Website	https://www.st-francis.kent.sch.uk	PAN 2026	60
St John's Church of England Primary School			DfE no: 886/3372
This school has a Supplementary Information Form (SIF), which is available from and returned directly to the school.			
Address	Provender Way, Grove Green, Maidstone, ME14 5TZ	Sex	Mixed
Tel	01622 735916	Year group range	Year R - 6
Email	headteacher@st-johns-maidstone.kent.sch.uk	Status	Academy
Website	https://www.st-johns-maidstone.kent.sch.uk/	PAN 2026	60
St Margaret's, Collier Street Church of England VC School			DfE no: 886/3090
Address	Collier Street, Marden, Tonbridge, TN12 9RR	Sex	Mixed
Tel	01892 730264	Year group range	Year R - 6
Email	office@collier-street.kent.sch.uk	Status	Voluntary Contr.
Website	https://www.collier-street.kent.sch.uk/	PAN 2026	17
St Michael's Church of England Infant School			DfE no: 886/3073
Address	Douglas Road, Maidstone, ME16 8ER	Sex	Mixed
Tel	01622 751398	Year group range	Year R - 2
Email	headteacher@st-michaels-infant.kent.sch.uk	Status	Voluntary Contr.
Website	https://www.st-michaels-infant.kent.sch.uk	PAN 2026	40

St Paul's Infant School			DfE no: 886/2474
Address	Hillary Road, Maidstone, ME14 2BS	Sex	Mixed
Tel	01622 753322	Year group range	Year R - 2
Email	headteacher@st-pauls-maidstone.kent.sch.uk	Status	Community
Website	https://www.stpaulsmaidstone.co.uk	PAN 2026	90
Staplehurst School			DfE no: 886/2192
Address	Gybbon Rise, Staplehurst, Tonbridge, TN12 0LZ	Sex	Mixed
Tel	01580 891765	Year group range	Year R - 6
Email	office@staplehurst.kent.sch.uk	Status	Community
Website	https://www.staplehurstschool.co.uk/	PAN 2026	75
Sutton Valence Primary School			DfE no: 886/2193
Address	North Street, Sutton Valence, Maidstone, ME17 3HT	Sex	Mixed
Tel	01622 842188	Year group range	Year R - 6
Email	headteacher@sutton-valence.kent.sch.uk	Status	Community
Website	https://www.sutton-valence.kent.sch.uk	PAN 2026	30
Thurnham Church of England Infant School			DfE no: 886/3081
Address	The Landway, Bearsted, Maidstone, ME14 4BL	Sex	Mixed
Tel	01622 737685	Year group range	Year R - 2
Email	manager@thurnham-infant.kent.sch.uk	Status	Voluntary Contr.
Website	https://www.thurnham-infant.kent.sch.uk	PAN 2026	90
Tiger Primary School			DfE no: 886/2008
Address	Boughton Lane, Maidstone, ME15 9QL	Sex	Mixed
Tel	01622 745166	Year group range	Year R - 6
Email	officetps@tigerprimary.com	Status	Free
Website	https://www.futureschoolstrust.com	PAN 2026	60
Ulcombe Church of England Primary School			DfE no: 886/2083
Address	The Street, Ulcombe, Maidstone, ME17 1DU	Sex	Mixed
Tel	01622 842903	Year group range	Year R - 6
Email	office@ulcombekentsch.co.uk	Status	Voluntary Contr.
Website	https://www.ulcombekentsch.co.uk/	PAN 2026	15
Valley Invicta (East Borough) Primary School			DfE no: 886/2172
This school has a Supplementary Information Form (SIF), which is available from and returned directly to the school.			
Address	Vinters Road, Maidstone, ME14 5DX	Sex	Mixed
Tel	01622 754633	Year group range	Year R - 6
Email	t.hennon@eastborough.viat.org.uk	Status	Academy
Website	https://www.eastborough.viat.org.uk	PAN 2026	60
West Borough Primary School			DfE no: 886/2653
Address	Greenway, Maidstone, ME16 8TL	Sex	Mixed
Tel	01622 726391	Year group range	Year R - 6
Email	office@west-borough.kent.sch.uk	Status	Community
Website	https://www.west-borough.kent.sch.uk/	PAN 2026	60

Yalding, St Peter and St Paul CofE VC Primary School

DfE no: 886/3092

Address	Vicarage Road, Yalding, Maidstone, ME18 6DP	Sex	Mixed
Tel	01622 814298	Year group range	Year R - 6
Email	headteacher@yalding.kent.sch.uk	Status	Voluntary Contr.
Website	https://www.yalding.kent.sch.uk	PAN 2026	24

Junior schools (Year 3 - 6)**North Borough Junior School**

DfE no: 886/2175

Address	North Borough Junior School, Peel Street, ME14 2BP	Sex	Mixed
Tel	01622 754708	Year group range	Year 3 - 6
Email	headteacher@north-borough.kent.sch.uk	Status	Community
Website	https://www.north-borough.kent.sch.uk/	PAN 2026	90

Roseacre Junior School

DfE no: 886/5203

Address	The Landway, Bearsted, Maidstone, ME14 4BL	Sex	Mixed
Tel	01622 737843	Year group range	Year 3 - 6
Email	office@roseacre.kent.sch.uk	Status	Foundation
Website	https://www.roseacre.kent.sch.uk	PAN 2026	102

St Michael's Church of England Junior School

DfE no: 886/2072

Address	Douglas Road, Maidstone, ME16 8ER	Sex	Mixed
Tel	01622 751502	Year group range	Year 3 - 6
Email	office@st-michaels-junior.kent.sch.uk	Status	Voluntary Contr.
Website	https://www.st-michaels-junior.kent.sch.uk	PAN 2026	45

Canterbury

Adisham Church of England Primary School			DfE no: 886/3119
Address	The Street, Adisham, Canterbury, CT3 3JW	Sex	Mixed
Tel	01304 840246	Year group range	Year R - 6
Email	adisham@stouracademytrust.org.uk	Status	Academy
Website	https://www.adisham.kent.sch.uk/	PAN 2026	15
Barham Church of England Primary School			DfE no: 886/3120
Address	Valley Road, Barham, Canterbury, CT4 6NX	Sex	Mixed
Tel	01227 831312	Year group range	Year R - 6
Email	office@barham.kent.sch.uk	Status	Voluntary Contr.
Website	https://www.barham.kent.sch.uk/	PAN 2026	30
Blean Primary School			DfE no: 886/2258
Address	Whitstable Road, Blean, Canterbury, CT2 9ED	Sex	Mixed
Tel	01227 471254	Year group range	Year R - 6
Email	office@blean.kent.sch.uk	Status	Community
Website	https://www.bleanprimary.org.uk/	PAN 2026	60
Bridge and Patrixbourne Church of England Primary School			DfE no: 886/3122
Address	Conyngham Lane, Bridge, Canterbury, CT4 5JX	Sex	Mixed
Tel	01227 830276	Year group range	Year R - 6
Email	morny.starling@bridge.kent.sch.uk	Status	Voluntary Contr.
Website	https://www.bridge.kent.sch.uk	PAN 2026	60
Canterbury Primary School			DfE no: 886/2654
Address	City View, Franklyn Road, Canterbury, CT2 8PT	Sex	Mixed
Tel	01227 462883	Year group range	Year R - 6
Email	bfarrell@canterbury.kent.sch.uk	Status	Academy
Website	https://canterbury.kent.sch.uk/the-canterbury-primary/	PAN 2026	60
Chartham Primary School			DfE no: 886/2259
Address	Shalmsford Street, Chartham, Canterbury, CT4 7QN	Sex	Mixed
Tel	01227 738225	Year group range	Year R - 6
Email	CPSOffice@turnerschools.com	Status	Academy
Website	https://www.turnerchartham.com	PAN 2026	60
Chislet Church of England Primary School			DfE no: 886/3123
Address	Church Lane, Chislet, Canterbury, CT3 4DU	Sex	Mixed
Tel	01227 860295	Year group range	Year R - 6
Email	office@chislet.kent.sch.uk	Status	Voluntary Contr.
Website	https://www.chisletcoeprimary.co.uk	PAN 2026	15

Hampton Primary School			DfE no: 886/2264
Address	Fitzgerald Avenue, Herne Bay, CT6 8NB	Sex	Mixed
Tel	01227 372159	Year group range	Year R - 6
Email	office@hampton.kent.sch.uk	Status	Academy
Website	https://www.hampton.kent.sch.uk	PAN 2026	90
Herne Bay Infant School			DfE no: 886/2263
Address	Stanley Road, Herne Bay, CT6 5SH	Sex	Mixed
Tel	01227 372245	Year group range	Year R - 2
Email	office@herne-bay.kent.sch.uk	Status	Community
Website	https://www.herne-bay.kent.sch.uk/	PAN 2026	60
Herne Church of England Infant and Nursery School			DfE no: 886/3295
Address	Palmer Close, Herne, Herne Bay, CT6 7AH	Sex	Mixed
Tel	01227 740793	Year group range	Year R - 2
Email	office2@herne-infant.kent.sch.uk	Status	Voluntary Contr.
Website	https://www.herne-infant.kent.sch.uk/	PAN 2026	90
Herne Church of England Infant and Nursery School			DfE no: 886/3295
Address	Palmer Close, Herne, Herne Bay, CT6 7AH	Sex	Mixed
Tel	01227 740793	Year group range	Year R - 2
Email	office2@herne-infant.kent.sch.uk	Status	Voluntary Contr.
Website	https://www.herne-infant.kent.sch.uk/	PAN 2026	90
Hoath Primary School			DfE no: 886/2265
Address	School Lane, Hoath, Canterbury, CT3 4LA	Sex	Mixed
Tel	01227 860249	Year group range	Year R - 6
Email	office@hoath.kent.sch.uk	Status	Community
Website	https://www.hoathprimary.co.uk	PAN 2026	15
Joy Lane Primary Foundation School			DfE no: 886/3910
Address	Joy Lane, Whitstable, CT5 4LT	Sex	Mixed
Tel	01227 261430	Year group range	Year R - 6
Email	admissions@joylane.kent.sch.uk	Status	Foundation
Website	https://www.joylane.kent.sch.uk/	PAN 2026	90
Littlebourne Church of England Primary School			DfE no: 886/3126
Address	Church Road, Littlebourne, Canterbury, CT3 1XS	Sex	Mixed
Tel	01227 721671	Year group range	Year R - 6
Email	headteacher@littlebourne.kent.sch.uk	Status	Voluntary Contr.
Website	https://www.littlebourne.kent.sch.uk	PAN 2026	15

Parkside Community Primary School			DfE no: 886/2607
Address	Tennyson Avenue, Canterbury, CT1 1EP	Sex	Mixed
Tel	01227 464956	Year group range	Year R - 6
Email	officemanager@parkside.kent.sch.uk	Status	Foundation
Website	https://www.parksidecommunityprimaryschool.co.uk	PAN 2026	30
Petham Primary School			DfE no: 886/2026
Address	Petham, Canterbury, CT4 5RD	Sex	Mixed
Tel	01227 700260	Year group range	Year R - 6
Email	headteacher@petham.kent.sch.uk	Status	Academy
Website	https://www.petham.kent.sch.uk/	PAN 2026	15
Pilgrims' Way Primary School			DfE no: 886/2098
Address	Pilgrims Way, Canterbury, CT1 1XU	Sex	Mixed
Tel	01227 760084	Year group range	Year R - 6
Email	office@pilgrims-way.kent.sch.uk	Status	Academy
Website	https://www.pilgrims-way.kent.sch.uk	PAN 2026	60
Reculver Church of England Primary School			DfE no: 886/2048
Address	Hillborough, Herne Bay, CT6 6TA	Sex	Mixed
Tel	01227 375907	Year group range	Year R - 6
Email	office@reculver.kent.sch.uk	Status	Academy
Website	https://www.reculver.kent.sch.uk	PAN 2026	60
St Alphege Church of England Infant School			DfE no: 886/3129
Address	Oxford Street, Whitstable, CT5 1DA	Sex	Mixed
Tel	01227 272977	Year group range	Year R - 2
Email	headteacher@st-alphege.kent.sch.uk	Status	Voluntary Contr.
Website	https://www.st-alphege.kent.sch.uk	PAN 2026	60
St John's Church of England Primary School			DfE no: 886/2000
Address	St John's Place, Northgate, Canterbury, CT1 1BD	Sex	Mixed
Tel	01227 462360	Year group range	Year R - 6
Email	office@stjohns-canterbury.kent.sch.uk	Status	Voluntary Contr.
Website	https://www.stjohns-canterbury.kent.sch.uk/	PAN 2026	60
St Mary's Catholic Primary School, Whitstable			DfE no: 886/3715
This school has a Supplementary Information Form (SIF), which is available from and returned directly to the school.			
Address	Northwood Road, Whitstable, CT5 2EY	Sex	Mixed
Tel	01227 272692	Year group range	Year R - 6
Email	admissions@st-marys-whitstable.kcsp.org.uk	Status	Academy
Website	https://www.st-marys-whitstable.kent.sch.uk	PAN 2026	30
St Peter's Methodist Primary School			DfE no: 886/3289
Address	St Peter's Grove, Canterbury, CT1 2DH	Sex	Mixed
Tel	01227 464392	Year group range	Year R - 6
Email	Office@st-peters-canterbury.kent.sch.uk	Status	Voluntary Contr.
Website	https://www.st-peters-canterbury.kent.sch.uk	PAN 2026	30

St Stephen's Infant School			DfE no: 886/2611
Address	Hales Drive, St Stephen's, Canterbury, CT2 7AB	Sex	Mixed
Tel	01227 769204	Year group range	Year R - 2
Email	ssisoffice@turnerschools.com	Status	Academy
Website	https://www.turnerststephensinfant.com	PAN 2026	90
St Thomas' Catholic Primary School			DfE no: 886/3749
This school has a Supplementary Information Form (SIF), which is available from and returned directly to the school.			
Address	99 Military Road, Canterbury, CT1 1NE	Sex	Mixed
Tel	01227 462539	Year group range	Year R - 6
Email	office@st-thomas-canterbury.kent.sch.uk	Status	Voluntary aided
Website	https://www.st-thomas-canterbury.kent.sch.uk	PAN 2026	30
Sturry Church of England Primary School			DfE no: 886/3128
Address	Park View, Sturry, Canterbury, CT2 0NR	Sex	Mixed
Tel	01227 710477	Year group range	Year R - 6
Email	sturry@stouracademytrust.org.uk	Status	Academy
Website	https://www.sturry.kent.sch.uk	PAN 2026	60
Swalecliffe Community Primary School			DfE no: 886/2643
Address	Bridgefield Road, Swalecliffe, Whitstable, CT5 2PH	Sex	Mixed
Tel	01227 272101	Year group range	Year R - 6
Email	office@swalecliffe.kent.sch.uk	Status	Foundation
Website	https://www.swalecliffeprimary.org	PAN 2026	90
Thornden Wood Primary School			DfE no: 886/2569
Address	Greenhill Road, Herne Bay, CT6 7RS	Sex	Mixed
Tel	01227 373095	Year group range	Year R - 6
Email	admissions@thorndenwood.kent.sch.uk	Status	Academy
Website	https://www.thorndenwood.kent.sch.uk/	PAN 2026	60
Water Meadows Primary School			DfE no: 886/2013
Address	Shaftesbury Road, Hersden, Canterbury, CT3 4HS	Sex	Mixed
Tel	01227 710414	Year group range	Year R - 6
Email	watermeadows@stouracademytrust.org.uk	Status	Academy
Website	https://www.watermeadows.kent.sch.uk	PAN 2026	30
Westmeads Community Infant School			DfE no: 886/2268
Address	Cromwell Road, Whitstable, CT5 1NA	Sex	Mixed
Tel	01227 272995	Year group range	Year R - 2
Email	headteacher@westmeads.kent.sch.uk	Status	Community
Website	https://www.westmeads.kent.sch.uk/	PAN 2026	60
Wickhambreaux Church of England Primary School			DfE no: 886/3130
Address	The Street, Wickhambreaux, Canterbury, CT3 1RN	Sex	Mixed
Tel	01227 721300	Year group range	Year R - 6
Email	headteacher@wickhambreaux.kent.sch.uk	Status	Voluntary Contr.
Website	https://www.wickhambreaux.kent.sch.uk/	PAN 2026	15

Wincheap Foundation Primary School			DfE no: 886/5221
Address	Hollow Lane, Canterbury, CT1 3SD	Sex	Mixed
Tel	01227 464134	Year group range	Year R - 6
Email	ndawson@wincheap.kent.sch.uk	Status	Foundation
Website	https://www.wincheap.kent.sch.uk	PAN 2026	60

Junior schools (Year 3 - 6)

Herne Bay Junior School			DfE no: 886/5206
Address	Kings Road, Herne Bay, CT6 5DA	Sex	Mixed
Tel	01227 374608	Year group range	Year 3 - 6
Email	office@hernebay-jun.kent.sch.uk	Status	Foundation
Website	https://www.hernebay-jun.kent.sch.uk/	PAN 2026	96

Herne Church of England Junior School			DfE no: 886/3338
---------------------------------------	--	--	------------------

This school has a Supplementary Information Form (SIF), which is available from and returned directly to the school.

Address	School Lane, Herne, Herne Bay, CT6 7AL	Sex	Mixed
Tel	01227 374069	Year group range	Year 3 - 6
Email	office@herne-junior.kent.sch.uk	Status	Voluntary aided
Website	https://www.herne-junior.kent.sch.uk	PAN 2026	90

St Stephen's Junior School			DfE no: 886/2608
----------------------------	--	--	------------------

Address	Hales Drive, St Stephens, Canterbury, CT2 7AD	Sex	Mixed
Tel	01227 464119	Year group range	Year 3 - 6
Email	admin@ststephensjuniorschool.co.uk	Status	Academy
Website	https://www.ststephensjuniorschool.co.uk/	PAN 2026	100

Whitstable and Seasalter Endowed CofE Junior School			DfE no: 886/3339
---	--	--	------------------

This school has a Supplementary Information Form (SIF), which is available from and returned directly to the school.

Address	High Street, Whitstable, CT5 1AY	Sex	Mixed
Tel	01227 273630	Year group range	Year 3 - 6
Email	headteacher@whitstable-endowed.kent.sch.uk	Status	Voluntary aided
Website	https://www.whitstable-endowed.kent.sch.uk	PAN 2026	60

Whitstable Junior School			DfE no: 886/2269
--------------------------	--	--	------------------

Address	Oxford Street, Whitstable, CT5 1DB	Sex	Mixed
Tel	01227 272385	Year group range	Year 3 - 6
Email	manager@whitstable-junior.kent.sch.uk	Status	Foundation
Website	https://www.whitstable-junior.kent.sch.uk/	PAN 2026	60

Swale

Bapchild and Tonge CofE Primary School and Nursery

DfE no: 886/3328

This school has a Supplementary Information Form (SIF), which is available from and returned directly to the school.

Address	School Lane, Bapchild, Sittingbourne, ME9 9NL	Sex	Mixed
Tel	01795 424143	Year group range	Year R - 6
Email	headteacher@bapchild.kent.sch.uk	Status	Voluntary aided
Website	https://www.bapchildprimary.co.uk	PAN 2026	30

Bobbing Village School

DfE no: 886/2223

Address	Sheppey Way, Bobbing, Sittingbourne, ME9 8PL	Sex	Mixed
Tel	01795 423939	Year group range	Year R - 6
Email	bobbing-ba-mat.org.uk	Status	Academy
Website	https://www.bobbing-ba-mat.org.uk/	PAN 2026	30

Borden Church of England Primary School

DfE no: 886/3329

This school has a Supplementary Information Form (SIF), which is available from and returned directly to the school.

Address	School Lane, Borden, Sittingbourne, ME9 8JS	Sex	Mixed
Tel	01795 472593	Year group range	Year R - 6
Email	office@borden.kent.sch.uk	Status	Academy
Website	https://www.borden.kent.sch.uk	PAN 2026	20

Boughton-under-Blean and Dunkirk Primary School

DfE no: 886/3282

Address	School Lane, Boughton-under-Blean, Faversham, ME13 9AW	Sex	Mixed
Tel	01227 751431	Year group range	Year R - 6
Email	office@bad.kent.sch.uk	Status	Voluntary Contr.
Website	https://www.bad.kent.sch.uk	PAN 2026	30

Bredgar Church of England Primary School

DfE no: 886/3330

This school has a Supplementary Information Form (SIF), which is available from and returned directly to the school.

Address	Bexon Lane, Bredgar, Sittingbourne, ME9 8HB	Sex	Mixed
Tel	01622 884359	Year group range	Year R - 6
Email	headteacher@bredgar.kent.sch.uk	Status	Academy
Website	https://www.bredgar.kent.sch.uk/	PAN 2026	15

Bysing Wood Primary School

DfE no: 886/2534

Address	Lower Road, Faversham, ME13 7NU	Sex	Mixed
Tel	01795 534644	Year group range	Year R - 6
Email	office@bysing-wood.kent.sch.uk	Status	Academy
Website	https://www.bysing-wood.kent.sch.uk	PAN 2026	60

Canterbury Road Primary School

DfE no: 886/2254

Address	School Road, Sittingbourne, ME10 4SE	Sex	Mixed
Tel	01795 423818	Year group range	Year R - 6
Email	headteacher@canterbury-road.kent.sch.uk	Status	Community
Website	https://www.canterbury-road.kent.sch.uk	PAN 2026	30

Davington Primary School			DfE no: 886/2228
Address	Priory Row, Davington, Faversham, ME13 7EQ	Sex	Mixed
Tel	01795 532401	Year group range	Year R - 6
Email	office@davington.kent.sch.uk	Status	Community
Website	https://www.davington.kent.sch.uk/	PAN 2026	60
Eastchurch Church of England Primary School			DfE no: 886/3106
Address	Warden Road, Eastchurch, Sheerness, ME12 4EJ	Sex	Mixed
Tel	01795 880279	Year group range	Year R - 6
Email	office@eastchurch.school	Status	Academy
Website	https://www.eastchurch.kent.sch.uk	PAN 2026	30
Eastling Primary School			DfE no: 886/2226
Address	Kettle Hill Road, Eastling, Faversham, ME13 0BA	Sex	Mixed
Tel	01795 890252	Year group range	Year R - 6
Email	office@eastling.kent.sch.uk	Status	Community
Website	https://www.eastling.kent.sch.uk	PAN 2026	15
Ethelbert Road Primary School			DfE no: 886/2227
Address	Ethelbert Road, Faversham, ME13 8SQ	Sex	Mixed
Tel	01795 533124	Year group range	Year R - 6
Email	headteacher@ethelbert-road.kent.sch.uk	Status	Community
Website	https://www.ethelbert-road.kent.sch.uk	PAN 2026	30
Graveney Primary School			DfE no: 886/2229
Address	Seasalter Road, Graveney, Faversham, ME13 9DU	Sex	Mixed
Tel	01795 532005	Year group range	Year R - 6
Email	headteacher@graveney.kent.sch.uk	Status	Academy
Website	https://www.graveneyprimary.com	PAN 2026	15
Grove Park Primary School			DfE no: 886/2595
Address	Hilton Drive, Sittingbourne, ME10 1PT	Sex	Mixed
Tel	01795 477417	Year group range	Year R - 6
Email	grovepark@ba-mat.org.uk	Status	Academy
Website	https://www.grovepark-ba-mat.org.uk	PAN 2026	60
Halfway Houses Primary School			DfE no: 886/5220
Address	Danley Road, Minster-on-Sea, Sheerness, ME12 3AP	Sex	Mixed
Tel	01795 662875	Year group range	Year R - 6
Email	hhheadofschool@tiltrust.org	Status	Academy
Website	https://www.halfwayhouses.kent.sch.uk	PAN 2026	60
Hartlip Endowed Church of England Primary School			DfE no: 886/3332
Address	The Street, Hartlip, Sittingbourne, ME9 7TL	Sex	Mixed
Tel	01795 842473	Year group range	Year R - 6
Email	headteacher@hartlip.kent.sch.uk	Status	Voluntary aided
Website	https://www.hartlip.kent.sch.uk	PAN 2026	15

Hernhill Church of England Primary School			DfE no: 886/3109
Address	Fostall, Hernhill, Faversham, ME13 9JG	Sex	Mixed
Tel	01227 751322	Year group range	Year R - 6
Email	office@hernhill.kent.sch.uk	Status	Voluntary Contr.
Website	https://www.hernhill.kent.sch.uk	PAN 2026	30
Holywell Primary School			DfE no: 886/2629
Address	Forge Lane, Upchurch, Sittingbourne, ME9 7AE	Sex	Mixed
Tel	01634 388416	Year group range	Year R - 6
Email	office@holywell.kent.sch.uk	Status	Academy
Website	https://www.holywell.kent.sch.uk/	PAN 2026	30
Iwade School			DfE no: 886/2230
Address	School Lane, Iwade, Sittingbourne, ME9 8RS	Sex	Mixed
Tel	01795 472578	Year group range	Year R - 6
Email	lwade@ba-mat.org.uk	Status	Academy
Website	https://www.iwade-ba-mat.org.uk	PAN 2026	90
Kemsley Primary Academy			DfE no: 886/2021
This school has a Supplementary Information Form (SIF), which is available from and returned directly to the school.			
Address	Coldharbour Lane, Kemsley, Sittingbourne, ME10 2RP	Sex	Mixed
Tel	01795 428689	Year group range	Year R - 6
Email	Office@kemsley-academy.org	Status	Academy
Website	https://www.kemsley.kent.sch.uk	PAN 2026	30
Lansdowne Primary School			DfE no: 886/2055
Address	Gladstone Drive, Sittingbourne, ME10 3BH	Sex	Mixed
Tel	01795 423752	Year group range	Year R - 6
Email	lansdowne@stouracademytrust.org.uk	Status	Academy
Website	https://www.lansdowne.kent.sch.uk/	PAN 2026	60
Lower Halstow Primary School			DfE no: 886/2231
Address	School Lane, Lower Halstow, Sittingbourne, ME9 7ES	Sex	Mixed
Tel	01795 842344	Year group range	Year R - 6
Email	office@lower-halstow.kent.sch.uk	Status	Community
Website	https://www.lower-halstow.kent.sch.uk	PAN 2026	30
Luddenham School			DfE no: 886/2232
Address	Luddenham, Faversham, ME13 0TE	Sex	Mixed
Tel	01795 532061	Year group range	Year R - 6
Email	headteacher@luddenham.kent.sch.uk	Status	Academy
Website	https://www.luddenham.kent.sch.uk	PAN 2026	30
Lynsted and Norton Primary School			DfE no: 886/2233
Address	Lynsted Lane, Lynsted, Sittingbourne, ME9 0RL	Sex	Mixed
Tel	01795 521362	Year group range	Year R - 6
Email	headteacher@lynsted-norton.kent.sch.uk	Status	Academy
Website	https://www.lynsted-norton.kent.sch.uk	PAN 2026	15

Milstead and Frinsted Church of England Primary School			DfE no: 886/3110
This school has a Supplementary Information Form (SIF), which is available from and returned directly to the school.			
Address	School Lane, Milstead, Sittingbourne, ME9 0SJ	Sex	Mixed
Tel	01795 830241	Year group range	Year R - 6
Email	headteacher@milstead.kent.sch.uk	Status	Academy
Website	https://www.milstead.kent.sch.uk	PAN 2026	15
Milton Court Primary Academy			DfE no: 886/2022
Address	Brewery Road, Milton Regis, Sittingbourne, ME10 2EE	Sex	Mixed
Tel	01795 472972	Year group range	Year R - 6
Email	office@milton-court.kent.sch.uk	Status	Academy
Website	https://www.milton-court.kent.sch.uk	PAN 2026	30
Minster in Sheppey Primary School			DfE no: 886/2235
Address	Brecon Chase, Minster, Sheerness, ME12 2HX	Sex	Mixed
Tel	01795 872138	Year group range	Year R - 6
Email	misoffice@tiltrust.org	Status	Academy
Website	https://www.minster-sheppey.kent.sch.uk	PAN 2026	90
Newington Church of England Primary School			DfE no: 886/3111
Address	Brecon Chase, Minster, Sheerness, ME12 2HX	Sex	Mixed
Tel	01795 872138	Year group range	Year R - 6
Email	misoffice@tiltrust.org	Status	Voluntary Contr.
Website	https://www.minster-sheppey.kent.sch.uk	PAN 2026	30
Oaks Infant School			DfE no: 886/2513
Address	Gore Court Road, Sittingbourne, ME10 1GL	Sex	Mixed
Tel	01795 423619	Year group range	Year R - 2
Email	headteacher@oaks.kent.sch.uk	Status	Academy
Website	https://www.theoaksinfantschool.co.uk	PAN 2026	90
Ospringe Church of England Primary School			DfE no: 886/3108
Address	Water Lane, Ospringe, Faversham, ME13 8TX	Sex	Mixed
Tel	01795 532004	Year group range	Year R - 6
Email	office@ospringe.org	Status	Voluntary Contr.
Website	https://www.ospringeprimary.co.uk/	PAN 2026	30
Queenborough School and Nursery			DfE no: 886/2237
Address	Edward Road, Queenborough, ME11 5DF	Sex	Mixed
Tel	01795 662574	Year group range	Year R - 6
Email	headteacher@queenborough.kent.sch.uk	Status	Academy
Website	https://www.queenborough.kent.sch.uk	PAN 2026	60
Regis Manor Primary School			DfE no: 886/2249
Address	North Street, Sittingbourne, ME10 2HW	Sex	Mixed
Tel	01795 472971	Year group range	Year R - 6
Email	rmpoffice@swale.at	Status	Academy
Website	https://www.regismanor.org.uk	PAN 2026	90

Richmond Primary School			DfE no: 886/2090
Address	Unity Street, Sheerness, ME12 2ET	Sex	Mixed
Tel	01795 662891	Year group range	Year R - 6
Email	richmond@stouracademytrust.org.uk	Status	Academy
Website	https://www.richmond.kent.sch.uk	PAN 2026	30
Rodmersham School			DfE no: 886/2239
Address	Rodmersham Green, Sittingbourne, ME9 0PS	Sex	Mixed
Tel	01795 423776	Year group range	Year R - 6
Email	headteacher@rodmersham.kent.sch.uk	Status	Community
Website	https://www.rodmersham.kent.sch.uk/	PAN 2026	10
Rose Street Primary School			DfE no: 886/2245
Address	Rose Street, Sheerness, ME12 1AW	Sex	Mixed
Tel	01795 663012	Year group range	Year R - 6
Email	rosetstreet.office@swfed.co.uk	Status	Community
Website	https://www.swfed.co.uk	PAN 2026	60
Selling Church of England Primary School			DfE no: 886/3112
This school has a Supplementary Information Form (SIF), which is available from and returned directly to the school.			
Address	The Street, Selling, Faversham, ME13 9RQ	Sex	Mixed
Tel	01227 752202	Year group range	Year R - 6
Email	office@selling-faversham.kent.sch.uk	Status	Academy
Website	https://www.selling-faversham.kent.sch.uk/	PAN 2026	15
Sheldwich Primary School			DfE no: 886/2246
Address	Lees Court Road, Sheldwich, Faversham, ME13 0LU	Sex	Mixed
Tel	01795 532779	Year group range	Year R - 6
Email	headteacher@sheldwich.kent.sch.uk	Status	Academy
Website	https://www.sheldwich.kent.sch.uk	PAN 2026	30
South Avenue Primary School			DfE no: 886/2435
Address	South Avenue, Sittingbourne, ME10 4SU	Sex	Mixed
Tel	01795 477750	Year group range	Year R - 6
Email	office@southavenue.kent.sch.uk	Status	Academy
Website	https://www.southavenue.kent.sch.uk	PAN 2026	60
St Clement's Church of England Primary School			DfE no: 886/2144
Address	Leysdown Road, Sheerness, ME12 4AB	Sex	Mixed
Tel	01795 506910	Year group range	Year R - 6
Email	office@stclementscep.co.uk	Status	Academy
Website	https://www.stclementscep.co.uk	PAN 2026	30

St Edward's Catholic Primary School			DfE no: 886/2054
This school has a Supplementary Information Form (SIF), which is available from and returned directly to the school.			
Address	New Road, Sheerness, ME12 1BW	Sex	Mixed
Tel	01795 662708	Year group range	Year R - 6
Email	office@st-edwards-sheerness.kcsp.org.uk	Status	Academy
Website	https://www.st-edwards-sheerness.co.uk	PAN 2026	30
St George's Church of England Primary School			DfE no: 886/5228
Address	Chequers Road, Sheerness, ME12 3QU	Sex	Mixed
Tel	01795 877667	Year group range	Year R - 6
Email	ahill@st-georges-sheppey.kent.sch.uk	Status	Academy
Website	https://www.st-georges-sheppey.kent.sch.uk/	PAN 2026	60
St Mary of Charity Church of England Primary School			DfE no: 886/2051
Address	Orchard Place, Faversham, ME13 8AP	Sex	Mixed
Tel	01795 532496	Year group range	Year R - 6
Email	office@smcs.aquilatrust.co.uk	Status	Academy
Website	https://www.smcschool.co.uk/	PAN 2026	30
St Peter's Catholic Primary School			DfE no: 886/3714
This school has a Supplementary Information Form (SIF), which is available from and returned directly to the school.			
Address	West Ridge, Sittingbourne, ME10 1UJ	Sex	Mixed
Tel	01795 423479	Year group range	Year R - 6
Email	headteacher@st-peters-sittingbourne.kcsp.org.uk	Status	Academy
Website	https://www.st-peters-sittingbourne.co.uk	PAN 2026	30
Sunny Bank Primary School			DfE no: 886/2126
Address	Sunny Bank, Murston, Sittingbourne, ME10 3QN	Sex	Mixed
Tel	01795 473891	Year group range	Year R - 6
Email	SBOffice@tiltrust.org	Status	Academy
Website	https://www.sunnybank.kent.sch.uk	PAN 2026	30
Teynham Parochial Church of England Primary School			DfE no: 886/3117
Address	Station Road, Teynham, Sittingbourne, ME9 9BQ	Sex	Mixed
Tel	01795 521217	Year group range	Year R - 6
Email	headteacher@teynham.kent.sch.uk	Status	Voluntary Contr.
Website	https://www.teynham.kent.sch.uk	PAN 2026	60
Thistle Hill Academy			DfE no: 886/2034
Address	Aspen Drive, Minster-on-Sea, Sheerness, ME12 3UD	Sex	Mixed
Tel	01795 899119	Year group range	Year R - 6
Email	thistlehill@stouracademytrust.org.uk	Status	Academy
Website	https://www.thistlehill.kent.sch.uk	PAN 2026	60

Tunstall Church of England Primary School

DfE no: 886/3337

This school has a Supplementary Information Form (SIF), which is available from and returned directly to the school.

Address	Tunstall Road, Sittingbourne, ME10 1YG	Sex	Mixed
Tel	01795 472895	Year group range	Year R - 6
Email	office@tunstall.kent.sch.uk	Status	Voluntary aided
Website	https://www.tunstall.kent.sch.uk/	PAN 2026	60

West Minster Primary School

DfE no: 886/2434

Address	St George's Avenue, Sheerness, ME12 1ET	Sex	Mixed
Tel	01795 662178	Year group range	Year R - 6
Email	westminster.office@swfed.co.uk	Status	Community
Website	https://www.swfed.co.uk	PAN 2026	60

Westlands Primary School

DfE no: 886/3912

Address	Homewood Avenue, Sittingbourne, ME10 1XN	Sex	Mixed
Tel	01795 470862	Year group range	Year R - 6
Email	wpsoffice@swale.at	Status	Academy
Website	https://www.westlandsprimary.org.uk/	PAN 2026	60

Junior schools (Year 3 - 6)**Minterne Junior School**

DfE no: 886/2463

Address	Minterne Avenue, Sittingbourne, ME10 1SB	Sex	Mixed
Tel	01795 472323	Year group range	Year 3 - 6
Email	office@minterne.kent.sch.uk	Status	Academy
Website	https://www.minterne.org	PAN 2026	90

Ashford

Aldington Primary School			DfE no: 886/2270
Address	Roman Road, Aldington, Ashford, TN25 7EE	Sex	Mixed
Tel	01233 720247	Year group range	Year R - 6
Email	office@aldington.kent.sch.uk	Status	Foundation
Website	https://www.aldington.kent.sch.uk/	PAN 2026	30
Ashford Oaks Community Primary School			DfE no: 886/3909
Address	Oak Tree Road, Ashford, TN23 4QR	Sex	Mixed
Tel	01223 631259	Year group range	Year R - 6
Email	louise.laker@ashfordoaks.kent.sch.uk	Status	Community
Website	https://www.ashfordoaks.kent.sch.uk/	PAN 2026	60
Beaver Green Primary School			DfE no: 886/2060
Address	Cuckoo Lane, Ashford, TN23 5DA	Sex	Mixed
Tel	01233 621989	Year group range	Year R - 6
Email	jane.betts@swale.at	Status	Academy
Website	https://www.beavergreen.org.uk/	PAN 2026	60
Bethersden Primary School			DfE no: 886/2278
Address	School Road, Bethersden, Ashford, TN26 3AH	Sex	Mixed
Tel	01233 820479	Year group range	Year R - 6
Email	office@bethersden.kent.sch.uk	Status	Community
Website	https://www.bethersden.kent.sch.uk/	PAN 2026	20
Brabourne Church of England Primary School			DfE no: 886/3136
Address	School Lane, Brabourne, Ashford, TN25 5LQ	Sex	Mixed
Tel	01303 813276	Year group range	Year R - 6
Email	office@brabourne.kent.sch.uk	Status	Voluntary Contr.
Website	https://www.brabourne.kent.sch.uk	PAN 2026	15
Brook Community Primary School			DfE no: 886/2279
Address	Spelders Hill, Brook, Ashford, TN25 5PB	Sex	Mixed
Tel	01233 812614	Year group range	Year R - 6
Email	office@brook-ashford.kent.sch.uk	Status	Foundation
Website	https://www.brook-ashford.kent.sch.uk	PAN 2026	15
Challock Primary School			DfE no: 886/2280
Address	Church Lane, Challock, Ashford, TN25 4BU	Sex	Mixed
Tel	01233 740286	Year group range	Year R - 6
Email	headteacher@challock.kent.sch.uk	Status	Foundation
Website	https://www.challockprimaryschool.co.uk	PAN 2026	30

Charing Church of England Primary School			DfE no: 886/3343
Address	School Road, Charing, Ashford, TN27 0JN	Sex	Mixed
Tel	01233 712277	Year group range	Year R - 6
Email	office@charing.kent.sch.uk	Status	Academy
Website	https://www.charingschool.org.uk/		20
Chilham, St Mary's Church of England Primary School			DfE no: 886/3138
Address	School Hill, Chilham, Canterbury, CT4 8DE	Sex	Mixed
Tel	01227 730442	Year group range	Year R - 6
Email	office@chilham.kent.sch.uk	Status	Voluntary Contr.
Website	https://www.chilham.kent.sch.uk	PAN 2026	15
Chilmington Green Primary School			DfE no: 886/2093
Address	Mock Lane, Ashford, TN23 3DS	Sex	Mixed
Tel	01233 228241	Year group range	Year R - 6
Email	office.chilmingtongreen@stouracademytrust.org.uk	Status	Free
Website	https://www.chilmingtongreen.kent.sch.uk		60
Downs View Infant School			DfE no: 886/2574
Address	Ball Lane, Kennington, Ashford, TN25 4PJ	Sex	Mixed
Tel	01233 632339	Year group range	Year R - 2
Email	office@downs-view.kent.sch.uk	Status	Community
Website	https://www.downs-view.kent.sch.uk/	PAN 2026	60
East Stour Primary School			DfE no: 886/2272
Address	Earlsworth Road, South Willesborough, Ashford, TN24 0DW	Sex	Mixed
Tel	01233 630820	Year group range	Year R - 6
Email	admin@east-stour.kent.sch.uk	Status	Academy
Website	https://www.east-stour.kent.sch.uk/		60
Egerton Church of England Primary School			DfE no: 886/3199
Address	Stisted Way, Egerton, Ashford, TN27 9DR	Sex	Mixed
Tel	01233 756274	Year group range	Year R - 6
Email	headteacher@egerton.kent.sch.uk	Status	Voluntary Contr.
Website	https://www.egerton.kent.sch.uk	PAN 2026	30
Finberry Primary School			DfE no: 886/2061
Address	Avocet Way, Finberry, Ashford, TN25 7GS	Sex	Mixed
Tel	01233 622686	Year group range	Year R - 6
Email	finberry@stouracademytrust.org.uk	Status	Academy
Website	https://www.finberryprimaryschool.org.uk/	PAN 2026	60

Furley Park Primary Academy			DfE no: 886/2686
Address	Reed Crescent, Park Farm, Kingsnorth, Ashford, TN23 3PA	Sex	Mixed
Tel	01233 501732	Year group range	Year R - 6
Email	office@furleypark.org.uk	Status	Academy
Website	https://www.furleypark.org.uk/		60
Goat Lees Primary School			PAN 2026 DfE no: 886/3920
Address	Hurst Road, Kennington, Ashford, TN24 9RR	Sex	Mixed
Tel	01233 630201	Year group range	Year R - 6
Email	office@goatlees.kent.sch.uk	Status	Foundation
Website	https://www.goatlees.kent.sch.uk/		30
Godinton Primary School			PAN 2026 DfE no: 886/2625
Address	Lockholt Close, Ashford, TN23 3JR	Sex	Mixed
Tel	01233 621616	Year group range	Year R - 6
Email	office@godinton.kent.sch.uk	Status	Academy
Website	https://www.godinton.kent.sch.uk		60
Great Chart Primary School			PAN 2026 DfE no: 886/2282
Address	Hoxton Close, Singleton, Ashford, TN23 5LB	Sex	Mixed
Tel	01233 620040	Year group range	Year R - 6
Email	office@great-chart.kent.sch.uk	Status	Community
Website	https://www.great-chart.kent.sch.uk/		60
Hamstreet Primary Academy			PAN 2026 DfE no: 886/2286
Address	Hamstreet, Ashford, TN26 2EA	Sex	Mixed
Tel	01233 732577	Year group range	Year R - 6
Email	enquiries@ham-street.org.uk	Status	Academy
Website	https://www.ham-street.org.uk/		45
High Halden Church of England Primary School			PAN 2026 DfE no: 886/3139
Address	Church Hill, High Halden, Ashford, TN26 3JB	Sex	Mixed
Tel	01233 850285	Year group range	Year R - 6
Email	office@high-halden.kent.sch.uk	Status	Voluntary Contr.
Website	https://www.high-halden.kent.sch.uk/		15
John Mayne Church of England Primary School			PAN 2026 DfE no: 886/3134
Address	High Street, Biddenden, Ashford, TN27 8AL	Sex	Mixed
Tel	01580 291424	Year group range	Year R - 6
Email	office@john-mayne.kent.sch.uk	Status	Academy
Website	https://www.john-mayne.kent.sch.uk/	PAN 2026	15

John Wallis Church of England Academy			DfE no: 886/6919
Address	Millbank Road, Kingsnorth, Ashford, TN23 3HG	Sex	Mixed
Tel	01233 623465	Year group range	Year R - 14
Email	admissions@thejohnwallisacademy.org	Status	Academy
Website	https://www.thejohnwallisacademy.org	PAN 2026	60
John Wesley Church of England Methodist VA Primary School			DfE no: 886/3299
This school has a Supplementary Information Form (SIF), which is available from and returned directly to the school.			
Address	Millbank Road, Kingsnorth, Ashford, TN23 3HG	Sex	Mixed
Tel	01233 623465	Year group range	Year R - 14
Email	admissions@thejohnwallisacademy.org	Status	Academy
Website	https://www.thejohnwallisacademy.org	PAN 2026	60
Kingsnorth Church of England Primary School			DfE no: 886/3140
Address	Church Hill, Kingsnorth, Ashford, TN23 3EF	Sex	Mixed
Tel	01233 622673	Year group range	Year R - 6
Email	admissions@kingsnorth.kent.sch.uk	Status	Academy
Website	https://www.kingsnorth.kent.sch.uk	PAN 2026	60
Lady Joanna Thornhill Endowed Primary School			DfE no: 886/3284
Address	Bridge Street, Wye, Ashford, TN25 5EA	Sex	Mixed
Tel	01233 812781	Year group range	Year R - 6
Email	office@ladyj.kent.sch.uk	Status	Voluntary Contr.
Website	https://www.ladyj.kent.sch.uk/	PAN 2026	60
Mersham Primary School			DfE no: 886/2285
Address	Church Road, Mersham, Ashford, TN25 6NU	Sex	Mixed
Tel	01233 720449	Year group range	Year R - 6
Email	secretary@mersham.kent.sch.uk	Status	Foundation
Website	https://www.mersham.kent.sch.uk/	PAN 2026	20
Phoenix Community Primary School			DfE no: 886/3893
This school has a Supplementary Information Form (SIF), which is available from and returned directly to the school.			
Address	Belmont Road, Kennington, Ashford, TN24 9LS	Sex	Mixed
Tel	01233 622510	Year group range	Year R - 6
Email	headteacher@phoenix-primary.kent.sch.uk	Status	Foundation
Website	https://www.phoenix-primary.kent.sch.uk/	PAN 2026	30
Pluckley Church of England Primary School			DfE no: 886/3142
Address	The Street, Pluckley, Ashford, TN27 0QS	Sex	Mixed
Tel	01233 840422	Year group range	Year R - 6
Email	office@pluckley-tkat.org	Status	Academy
Website	https://www.pluckley-tkat.org/	PAN 2026	15

Repton Manor Primary School			DfE no: 886/2002
Address	Repton Avenue, Ashford, TN23 3RX	Sex	Mixed
Tel	01233 666307	Year group range	Year R - 6
Email	office@reptonmanor.kent.sch.uk	Status	Foundation
Website	https://www.reptonmanorprimary.co.uk/	PAN 2026	60
Rolvenden Primary School			DfE no: 886/2287
Address	Hastings Road, Rolvenden, Cranbrook, TN17 4LS	Sex	Mixed
Tel	01580 241444	Year group range	Year R - 6
Email	rpsoffice@rolvenden.kent.sch.uk	Status	Academy
Website	https://www.rolvenden.kent.sch.uk	PAN 2026	15
Smarden Primary School			DfE no: 886/2288
Address	Pluckley Road, Smarden, Ashford, TN27 8ND	Sex	Mixed
Tel	01233 770316	Year group range	Year R - 6
Email	office@smarden-tkat.org	Status	Academy
Website	https://www.smardenprimaryschool.co.uk/	PAN 2026	15
Smeeth Community Primary School			DfE no: 886/2289
Address	Caroland Close, Smeeth, Ashford, TN25 6RX	Sex	Mixed
Tel	01303 813128	Year group range	Year R - 6
Email	headteacher@smeeth.kent.sch.uk	Status	Foundation
Website	https://www.smeeth.kent.sch.uk	PAN 2026	20
St Mary's Church of England Primary School			DfE no: 886/3340
This school has a Supplementary Information Form (SIF), which is available from and returned directly to the school.			
Address	Western Avenue, Ashford, TN23 1ND	Sex	Mixed
Tel	01233 625531	Year group range	Year R - 6
Email	admin1@st-marys-ashford.kent.sch.uk	Status	Voluntary aided
Website	https://www.st-marys-ashford.kent.sch.uk/	PAN 2026	60
St Michael's Church of England Primary School			DfE no: 886/3143
Address	Ashford Road, St Michael's, Tenterden, TN30 6PU	Sex	Mixed
Tel	01580 763210	Year group range	Year R - 6
Email	headteacher@stmcep.school	Status	Academy
Website	https://www.stmcep.school	PAN 2026	30
St Simon of England Roman Catholic Primary School			DfE no: 886/3743
This school has a Supplementary Information Form (SIF), which is available from and returned directly to the school.			
Address	Noakes Meadow, Ashford, TN23 4RB	Sex	Mixed
Tel	01233 623199	Year group range	Year R - 6
Email	Peter.McCabe@st-simons-ashford.kcsp.org.uk	Status	Academy
Website	https://www.st-simon.kent.sch.uk	PAN 2026	30

St Teresa's Catholic Primary School

DfE no: 886/3716

This school has a Supplementary Information Form (SIF), which is available from and returned directly to the school.

Address	Quantock Drive, Ashford, TN24 8QN	Sex	Mixed
Tel	01233 622797	Year group range	Year R - 6
Email	8863716.office@st-teresas-ashford.kcsp.org.uk	Status	Academy
Website	https://www.st-teresas.kent.sch.uk/	PAN 2026	30

Tenterden Infant School

DfE no: 886/2290

Address	Recreation Ground Road, Tenterden, TN30 6RA	Sex	Mixed
Tel	01580 762086	Year group range	Year R - 2
Email	office@tpf.kent.sch.uk	Status	Academy
Website	https://www.tenterdenprimaryfederation.kent.sch.uk/	PAN 2026	60

Victoria Road Primary School

DfE no: 886/2275

Address	Victoria Road, Ashford, TN23 7HQ	Sex	Mixed
Tel	01233 620044	Year group range	Year R - 6
Email	school@victoria-road.kent.sch.uk	Status	Community
Website	https://www.victoriaroad.co.uk	PAN 2026	30

Willesborough Infant School

DfE no: 886/2276

Address	Church Road, Willesborough, Ashford, TN24 0JZ	Sex	Mixed
Tel	01233 624165	Year group range	Year R - 2
Email	admissions.1@willesborough-js.kent.sch.uk	Status	Foundation
Website	https://willesborough-infant.kent.sch.uk/	PAN 2026	120

Wittersham Church of England Primary School

DfE no: 886/3346

This school has a Supplementary Information Form (SIF), which is available from and returned directly to the school.

Address	The Street, Wittersham, Tenterden, TN30 7EA	Sex	Mixed
Tel	01797 270329	Year group range	Year R - 6
Email	office@wittersham.kent.sch.uk	Status	Voluntary aided
Website	https://www.wittersham.kent.sch.uk	PAN 2026	20

Woodchurch Church of England Primary School

DfE no: 886/3145

Address	Bethersden Road, Woodchurch, Ashford, TN26 3QJ	Sex	Mixed
Tel	01233 860232	Year group range	Year R - 6
Email	headteacher@woodchurch.kent.sch.uk	Status	Voluntary Contr.
Website	https://www.woodchurch.kent.sch.uk	PAN 2026	26

Junior schools (Year 3 - 6)**Kennington Church of England Academy**

DfE no: 886/2052

Address	Upper Vicarage Road, Kennington, Ashford, TN24 9AG	Sex	Mixed
Tel	01233 623744	Year group range	Year 3 - 6
Email	office@kennington.school	Status	Academy
Website	https://www.kennington.school	PAN 2026	90

Tenterden Church of England Junior School			DfE no: 886/3144
Address	Recreation Ground Road, Tenterden, TN30 6RA	Sex	Mixed
Tel	01580 763717	Year group range	Year 3 - 6
Email	office@tpf.kent.sch.uk	Status	Academy
Website	https://www.tenterdenprimaryfederation.kent.sch.uk/	PAN 2026	60
Willesborough Junior School			DfE no: 886/5226
Address	Highfield Road, Willesborough, Ashford, TN24 0JU	Sex	Mixed
Tel	01233 620405	Year group range	Year 3 - 6
Email	office@willesborough-js.kent.sch.uk	Status	Foundation
Website	https://www.willesborough-js.kent.sch.uk/	PAN 2026	120

Folkestone & Hythe

All Soul's Church of England Primary School			DfE no: 886/5224
Address	Stanley Road, Folkestone, CT19 4LG	Sex	Mixed
Tel	01303 275967	Year group range	Year R - 6
Email	office@allsouls.kent.sch.uk	Status	Academy
Website	https://www.allsouls.kent.sch.uk/	PAN 2026	45
Bodsham Church of England Primary School			DfE no: 886/3146
Address	School Hill, Bodsham, Ashford, TN25 5JQ	Sex	Mixed
Tel	01233 750374	Year group range	Year R - 6
Email	admin@bodsham.kent.sch.uk	Status	Voluntary Contr.
Website	https://www.bodsham.kent.sch.uk	PAN 2026	10
Brenzett Church of England Primary School			DfE no: 886/2081
Address	Straight Lane, Brenzett, Romney Marsh, TN29 9UA	Sex	Mixed
Tel	01797 344335	Year group range	Year R - 6
Email	office@brenzett.kent.sch.uk	Status	Academy
Website	https://www.brenzett.kent.sch.uk	PAN 2026	20
Brookland Church of England Primary School			DfE no: 886/3137
Address	High Street, Brookland, Romney Marsh, TN29 9QR	Sex	Mixed
Tel	01797 344317	Year group range	Year R - 6
Email	office@brookland.kent.sch.uk	Status	Voluntary Contr.
Website	https://www.brookland.kent.sch.uk	PAN 2026	15
Castle Hill Community Primary School			DfE no: 886/3904
Address	Sidney Street, Folkestone, CT19 6HG	Sex	Mixed
Tel	01303 251583	Year group range	Year R - 6
Email	p.talbot@castlehill.kent.sch.uk	Status	Community
Website	https://www.castlehill.kent.sch.uk/	PAN 2026	58
Cheriton Primary School			DfE no: 886/2510
Address	Church Road, Folkestone, CT20 3EP	Sex	Mixed
Tel	01303 276112	Year group range	Year R - 6
Email	headteacher@cheriton.kent.sch.uk	Status	Foundation
Website	https://www.cheritonprimary.org.uk/	PAN 2026	60
Christ Church Cep Academy, Folkestone			DfE no: 886/3148
Address	Brockman Road, Folkestone, CT20 1DJ	Sex	Mixed
Tel	01303 253645	Year group range	Year R - 6
Email	office@christ-church-folkestone.kent.sch.uk	Status	Academy
Website	https://www.christchurchfolkestone.com/	PAN 2026	60

Churchill School			DfE no: 886/2692
Address	Haven Drive, Hawkinge, Folkestone, CT18 7RH	Sex	Mixed
Tel	01303 893892	Year group range	Year R - 6
Email	office@churchill-hawkinge.kent.sch.uk	Status	Academy
Website	https://www.thechurchillschool.co.uk	PAN 2026	60
Dymchurch Primary School			DfE no: 886/2650
Address	New Hall Close, Dymchurch, Romney Marsh, TN29 0LE	Sex	Mixed
Tel	01303 872377	Year group range	Year R - 6
Email	headteacher@dymchurch.kent.sch.uk	Status	Academy
Website	https://www.dymchurch.kent.sch.uk	PAN 2026	30
Elham Church of England Primary School			DfE no: 886/3347
Address	Vicarage Lane, Elham, Canterbury, CT4 6TT	Sex	Mixed
Tel	01303 840325	Year group range	Year R - 6
Email	secretary@elham.kent.sch.uk	Status	Voluntary aided
Website	https://www.elhamprimary.co.uk	PAN 2026	15
Folkestone Primary			DfE no: 886/2143
This school has a Supplementary Information Form (SIF), which is available from and returned directly to the school.			
Address	Academy Lane, Folkestone, CT19 5FP	Sex	Mixed
Tel	01303 842400	Year group range	Year R - 6
Email	fapadmin@turnerschools.com	Status	Academy
Website	https://www.turnerfolkestoneprimary.com/home	PAN 2026	60
Folkestone St Mary's Church of England Primary Academy			DfE no: 886/3349
Address	Warren Road, Folkestone, CT19 6QH	Sex	Mixed
Tel	01303 251390	Year group range	Year R - 6
Email	office@st-marys-folkestone.kent.sch.uk	Status	Academy
Website	https://www.stmarysfolkestone.com	PAN 2026	60
Greatstone Primary School			DfE no: 886/5218
Address	Baldwin Road, Greatstone, New Romney, TN28 8SY	Sex	Mixed
Tel	01797 363916	Year group range	Year R - 6
Email	office@greatstoneschool.co.uk	Status	Foundation
Website	https://www.greatstoneschool.co.uk	PAN 2026	30
Harcourt Primary School			DfE no: 886/5225
Address	Biggins Wood Road, Folkestone, CT19 4NE	Sex	Mixed
Tel	01303 275294	Year group range	Year R - 6
Email	office@harcourt.kent.sch.uk	Status	Foundation
Website	https://www.harcourt.kent.sch.uk/	PAN 2026	30
Hawkinge Primary School			DfE no: 886/2298
Address	Canterbury Road, Hawkinge, Folkestone, CT18 7BN	Sex	Mixed
Tel	01303 892224	Year group range	Year R - 6
Email	headteacher@hawkinge.kent.sch.uk	Status	Foundation
Website	https://www.hawkingeprimaryschool.co.uk/	PAN 2026	60

Hythe Bay CofE Primary School			DfE no: 886/3902
Address	Cinque Ports Avenue, Hythe, CT21 6HS	Sex	Mixed
Tel	01303 267802	Year group range	Year R - 6
Email	headteacher@hythebay.kent.sch.uk	Status	Voluntary Contr.
Website	https://www.hythebay.kent.sch.uk	PAN 2026	45
Lydd Primary School			DfE no: 886/2059
Address	20 Skinner Road, Lydd, Romney Marsh, TN29 9HW	Sex	Mixed
Tel	01797 320362	Year group range	Year R - 6
Email	office@lydd.kent.sch.uk	Status	Academy
Website	https://www.lyddprimary.org.uk	PAN 2026	45
Lyminge Church of England Primary School			DfE no: 886/3154
Address	Church Road, Lyminge, Folkestone, CT18 8JA	Sex	Mixed
Tel	01303 862367	Year group range	Year R - 6
Email	headteacher@lyminge.kent.sch.uk	Status	Voluntary Contr.
Website	https://www.lymingeprimaryschool.co.uk/	PAN 2026	30
Lympne Church of England Primary School			DfE no: 886/3155
Address	Octavian Drive, Lympne, Hythe, CT21 4JG	Sex	Mixed
Tel	01303 268041	Year group range	Year R - 6
Email	headteacher@lympne.kent.sch.uk	Status	Voluntary Contr.
Website	https://www.lympne.kent.sch.uk	PAN 2026	30
Martello Primary			DfE no: 886/2039
This school has a Supplementary Information Form (SIF), which is available from and returned directly to the school.			
Address	Warren Way, Folkestone, CT19 6DT	Sex	Mixed
Tel	01303 847540	Year group range	Year R - 6
Email	martellooffice@turnerschools.com	Status	Academy
Website	https://www.turnermartello.org	PAN 2026	30
Morehall Primary School and Nursery			DfE no: 886/2087
This school has a Supplementary Information Form (SIF), which is available from and returned directly to the school.			
Address	Chart Road, Folkestone, CT19 4PN	Sex	Mixed
Tel	01303 275128	Year group range	Year R - 6
Email	morehalloffice@turnerschools.com	Status	Academy
Website	https://www.turnermorehall.org	PAN 2026	30
Mundella Primary School			DfE no: 886/2296
Address	Black Bull Road, Folkestone, CT19 5QX	Sex	Mixed
Tel	01303 252265	Year group range	Year R - 6
Email	office@mundella.kent.sch.uk	Status	Academy
Website	https://www.mundella.kent.sch.uk	PAN 2026	30

Palmarsh Primary School			DfE no: 886/2524
Address	St George's Place, Hythe, CT21 6NE	Sex	Mixed
Tel	01303 260212	Year group range	Year R - 6
Email	headteacher@palmarsh.kent.sch.uk	Status	Community
Website	https://www.palmarsh.kent.sch.uk	PAN 2026	20
Saltwood CofE Primary School			DfE no: 886/3350
Address	Grange Road, Saltwood, Hythe, CT21 4QS	Sex	Mixed
Tel	01303 266058	Year group range	Year R - 6
Email	enquiries@saltwood.kent.sch.uk	Status	Voluntary aided
Website	https://www.saltwood.kent.sch.uk	PAN 2026	30
Sandgate Primary School			DfE no: 886/2545
Address	Coolinge Lane, Folkestone, CT20 3QU	Sex	Mixed
Tel	01303 257280	Year group range	Year R - 6
Email	enquiries@sandgate.kent.sch.uk	Status	Community
Website	https://www.sandgateprimarieschool.co.uk/	PAN 2026	60
Seabrook Church of England Primary School			DfE no: 886/3153
Address	Seabrook Road, Hythe, CT21 5RL	Sex	Mixed
Tel	01303 238429	Year group range	Year R - 6
Email	headteacher@seabrook.kent.sch.uk	Status	Voluntary Contr.
Website	https://www.seabrookprimarieschool.co.uk/	PAN 2026	15
Sellindge Primary School			DfE no: 886/2300
Address	Main Road, Sellindge, Ashford, TN25 6JY	Sex	Mixed
Tel	01303 812073	Year group range	Year R - 6
Email	office@sellindge-ashford.kent.sch.uk	Status	Community
Website	https://www.sellindge-ashford.co.uk/	PAN 2026	30
Selsted Church of England Primary School			DfE no: 886/3160
Address	Wootton Lane, Selsted, Wootton Lane, Dover, CT15 7HH	Sex	Mixed
Tel	01303 844286	Year group range	Year R - 6
Email	office@selsted.kent.sch.uk	Status	Voluntary Contr.
Website	https://www.selstedschool.org/	PAN 2026	15
St Augustine's Catholic Primary School			DfE no: 886/3718
This school has a Supplementary Information Form (SIF), which is available from and returned directly to the school.			
Address	St John's Road, Hythe, CT21 4BE	Sex	Mixed
Tel	01303 266578	Year group range	Year R - 6
Email	schoolsecretary@st-augustines-hythe.kent.sch.uk	Status	Academy
Website	https://www.staugustineshythe.org.uk/	PAN 2026	30
St Eanswythe's Church of England Primary School			DfE no: 886/3348
Address	Church Street, Folkestone, CT20 1SE	Sex	Mixed
Tel	01303 255516	Year group range	Year R - 6
Email	headteacher@st-eanswythes.kent.sch.uk	Status	Academy
Website	https://www.st-eanswythes.kent.sch.uk/	PAN 2026	30

St Martin's Church of England Primary School			DfE no: 886/3149
Address	Horn Street, Folkestone, CT20 3JJ	Sex	Mixed
Tel	01303 238888	Year group range	Year R - 6
Email	headteacher@st-martins-folkestone.kent.sch.uk	Status	Voluntary Contr.
Website	https://www.stmartinsfolkestone.com	PAN 2026	30
St Nicholas Church of England Primary Academy			DfE no: 886/2078
Address	Fairfield Road, New Romney, TN28 8BP	Sex	Mixed
Tel	01797 361906	Year group range	Year R - 6
Email	enquiries@st-nicholas-newromney.kent.sch.uk	Status	Academy
Website	https://www.st-nicholas-newromney.kent.sch.uk	PAN 2026	60
St Peter's Church of England Primary School			DfE no: 886/3150
Address	The Durlocks, Folkestone, CT19 6AL	Sex	Mixed
Tel	01303 255400	Year group range	Year R - 6
Email	headteacher@st-peters-folkestone.kent.sch.uk	Status	Voluntary Contr.
Website	https://www.stpetersfolkestone.com/	PAN 2026	15
Stella Maris Catholic Primary School			DfE no: 886/5216
This school has a Supplementary Information Form (SIF), which is available from and returned directly to the school.			
Address	Parkfield Road, Folkestone, CT19 5BY	Sex	Mixed
Tel	01303 252127	Year group range	Year R - 6
Email	office@stella-maris-folkestone.kcsp.org.uk	Status	Academy
Website	https://www.stellamaris.kent.sch.uk/	PAN 2026	30
Stelling Minnis Church of England Primary School			DfE no: 886/3158
Address	Bossingham Road, Stelling Minnis, Canterbury, CT4 6DU	Sex	Mixed
Tel	01227 709218	Year group range	Year R - 6
Email	headteacher@stelling-minnis.kent.sch.uk	Status	Voluntary Contr.
Website	https://www.stelling-minnis.kent.sch.uk	PAN 2026	15
Stowting Church of England Primary School			DfE no: 886/3159
Address	Stowting, Stowting Hill, Ashford, TN25 6BE	Sex	Mixed
Tel	01303 862375	Year group range	Year R - 6
Email	headteacher@stowting.kent.sch.uk	Status	Voluntary Contr.
Website	https://www.stowting.kent.sch.uk	PAN 2026	15

Dover

Ash Cartwright and Kelsey CofE Primary School			DfE no: 886/3351
Address	School Road, Ash, Canterbury, CT3 2JD	Sex	Mixed
Tel	01304 812539	Year group range	Year R - 6
Email	kbailey@ashckschool.org	Status	Voluntary aided
Website	https://www.ashckschool.org	PAN 2026	30
Aycliffe Community Primary School			DfE no: 886/2454
Address	St David's Avenue, Dover, CT17 9HJ	Sex	Mixed
Tel	01304 202651	Year group range	Year R - 6
Email	office@aycliffe.kent.sch.uk	Status	Community
Website	https://www.aycliffecpschool.co.uk	PAN 2026	20
Aylesham Primary School			DfE no: 886/2648
Address	Attlee Avenue, Aylesham, Canterbury, CT3 3BS	Sex	Mixed
Tel	01304 840392	Year group range	Year R - 6
Email	office@aylesham.kent.sch.uk	Status	Academy
Website	https://www.aylesham.kent.sch.uk	PAN 2026	60
Capel-le-Ferne Primary School			DfE no: 886/2559
Address	Capel Street, Capel-le-Ferne, Folkestone, CT18 7HB	Sex	Mixed
Tel	01303 251353	Year group range	Year R - 6
Email	office@capel-le-ferne.kent.sch.uk	Status	Community
Website	https://www.capelleferneprimary.co.uk	PAN 2026	30
Charlton Church of England Primary School			DfE no: 886/2058
Address	Barton Road, Dover, CT16 2LX	Sex	Mixed
Tel	01304 201275	Year group range	Year R - 6
Email	office@charltonprimary.school	Status	Academy
Website	https://www.charlton.kent.sch.uk/	PAN 2026	30
Deal Parochial Church of England Primary School			DfE no: 886/3353
This school has a Supplementary Information Form (SIF), which is available from and returned directly to the school.			
Address	Gladstone Road, Walmer, Deal, CT14 7ER	Sex	Mixed
Tel	01304 374464	Year group range	Year R - 6
Email	secretary@deal-parochial.kent.sch.uk	Status	Academy
Website	https://www.deal-parochial.kent.sch.uk	PAN 2026	30
Downs Church of England Primary School			DfE no: 886/3163
Address	Owen Square, Walmer, Deal, CT14 7TL	Sex	Mixed
Tel	01304 372486	Year group range	Year R - 6
Email	secretary@downs.kent.sch.uk	Status	Academy
Website	https://www.downs.kent.sch.uk/	PAN 2026	60

Eastry Church of England Primary School			DfE no: 886/3167
Address	Cooks Lea, Eastry, Sandwich, CT13 0LR	Sex	Mixed
Tel	01304 611360	Year group range	Year R - 6
Email	office@eastry.kent.sch.uk	Status	Voluntary Contr.
Website	https://www.eastry.kent.sch.uk/	PAN 2026	15
Eythorne Elvington Community Primary School			DfE no: 886/2320
Address	Adelaide Road, Eythorne, Dover, CT15 4AN	Sex	Mixed
Tel	01304 830376	Year group range	Year R - 6
Email	office@eythorne-elvington.kent.sch.uk	Status	Community
Website	https://www.eythorne-elvington.kent.sch.uk	PAN 2026	20
Goodnestone Church of England Primary School			DfE no: 886/3168
Address	The Street, Goodnestone, Canterbury, CT3 1PQ	Sex	Mixed
Tel	01304 840329	Year group range	Year R - 6
Email	manager@goodnestone.kent.sch.uk	Status	Voluntary Contr.
Website	https://www.goodnestone.kent.sch.uk/	PAN 2026	10
Green Park Community Primary School			DfE no: 886/3916
Address	The Linces, Buckland, Dover, CT16 2BN	Sex	Mixed
Tel	01304 822663	Year group range	Year R - 6
Email	headteacher@greenpark.kent.sch.uk	Status	Community
Website	https://www.greenparkcps.co.uk/	PAN 2026	60
Guston Church of England Primary School			DfE no: 886/3169
Address	Burgoyne Heights, Guston, Dover, CT15 5LR	Sex	Mixed
Tel	01304 206847	Year group range	Year R - 6
Email	headteacher@guston.kent.sch.uk	Status	Voluntary Contr.
Website	https://www.guston.kent.sch.uk/	PAN 2026	20
Hornbeam Primary School			DfE no: 886/3911
Address	Mongeham Road, Deal, CT14 9PQ	Sex	Mixed
Tel	01304 374033	Year group range	Year R - 6
Email	headteacher@hornbeam.kent.sch.uk	Status	Academy
Website	https://www.hornbeam.kent.sch.uk	PAN 2026	30
Kingsdown and Ringwould Church of England Primary School			DfE no: 886/3173
Address	Glen Road, Kingsdown, Deal, CT14 8DD	Sex	Mixed
Tel	01304 373734	Year group range	Year R - 6
Email	Schooloffice@kandrkent.com	Status	Academy
Website	https://www.kingsdown-ringwould.kent.sch.uk	PAN 2026	30
Langdon Primary School			DfE no: 886/2318
Address	East Langdon, The Street, Dover, CT15 5JQ	Sex	Mixed
Tel	01304 852600	Year group range	Year R - 6
Email	admin@langdon.kent.sch.uk	Status	Community
Website	https://www.langdonprimaryschool.co.uk	PAN 2026	15

Lydden Primary School			DfE no: 886/2321
Address	Stonehall, Lydden, Dover, CT15 7LA	Sex	Mixed
Tel	01304 822887	Year group range	Year R - 6
Email	headteacher@lydden.kent.sch.uk	Status	Community
Website	https://www.lydden.kent.sch.uk	PAN 2026	12
Nonington Church of England Primary School			DfE no: 886/3171
Address	Church Street, Nonington, Dover, CT15 4LB	Sex	Mixed
Tel	01304 840348	Year group range	Year R - 6
Email	headteacher@nonington.kent.sch.uk	Status	Voluntary Contr.
Website	https://www.noningtonprimary.co.uk/	PAN 2026	12
Northbourne Church of England Primary School			DfE no: 886/3172
Address	Coldharbour Lane, Northbourne, Deal, CT14 0LP	Sex	Mixed
Tel	01304 611376	Year group range	Year R - 6
Email	secretary@northbourne-cep.kent.sch.uk	Status	Academy
Website	https://www.northbourne-cep.kent.sch.uk	PAN 2026	20
Preston Primary School			DfE no: 886/2322
Address	Mill Lane, Preston, Canterbury, CT3 1HB	Sex	Mixed
Tel	01227 722235	Year group range	Year R - 6
Email	office@preston.kent.sch.uk	Status	Community
Website	https://www.prestonprimary.org.uk	PAN 2026	20
Priory Fields School			DfE no: 886/2309
Address	Astor Avenue, Dover, CT17 0FS	Sex	Mixed
Tel	01304 211543	Year group range	Year R - 6
Email	sbm@prioryfields.kent.sch.uk	Status	Academy
Website	https://www.prioryfields.kent.sch.uk	PAN 2026	60
River Primary School			DfE no: 886/2312
Address	Lewisham Road, River, Dover, CT17 0PP	Sex	Mixed
Tel	01304 822516	Year group range	Year R - 6
Email	office@river.kent.sch.uk	Status	Community
Website	https://www.river.kent.sch.uk/	PAN 2026	60
Sandown School			DfE no: 886/2659
Address	Golf Road, Deal, CT14 6PY	Sex	Mixed
Tel	01304 374951	Year group range	Year R - 6
Email	office@sandown.kent.sch.uk	Status	Academy
Website	https://www.sandown.kent.sch.uk/	PAN 2026	60
Sandwich Infant School			DfE no: 886/2626
Address	School Road, Sandwich, CT13 9HT	Sex	Mixed
Tel	01304 612228	Year group range	Year R - 2
Email	headteacher@sandwich-infant.kent.sch.uk	Status	Academy
Website	https://www.sandwich-infant.kent.sch.uk/	PAN 2026	56

Shatterlocks Infant and Nursery School			DfE no: 886/2316
Address	Heathfield Avenue, Dover, CT16 2PB	Sex	Mixed
Tel	01304 204264	Year group range	Year R - 2
Email	contact@shatterlocks.com	Status	Academy
Website	https://www.shatterlocks.com	PAN 2026	60
Shepherdswell Church of England Primary School			DfE no: 886/3175
Address	Coldred Road, Shepherdswell, DOVER, CT15 7LH	Sex	Mixed
Tel	01304 830312	Year group range	Year R - 6
Email	headteacher@shepherdswell.kent.sch.uk	Status	Voluntary Contr.
Website	https://www.shepherdswell.kent.sch.uk/	PAN 2026	30
Sholden Church of England Primary School			DfE no: 886/3358
This school has a Supplementary Information Form (SIF), which is available from and returned directly to the school.			
Address	London Road, Sholden, Deal, CT14 0AB	Sex	Mixed
Tel	01304 374852	Year group range	Year R - 6
Email	headteacher@sholdenprimary.org.uk	Status	Academy
Website	https://www.sholdenprimary.org.uk	PAN 2026	15
St Joseph's Catholic Primary School, Aylesham			DfE no: 886/3719
This school has a Supplementary Information Form (SIF), which is available from and returned directly to the school.			
Address	Ackholt Road, Aylesham, Canterbury, CT3 3AS	Sex	Mixed
Tel	01304 840370	Year group range	Year R - 6
Email	principal@st-josephs-aylesham.kcsp.org.uk	Status	Academy
Website	https://www.stjosephs-aylesham.co.uk	PAN 2026	30
St Margaret's-at-Cliffe Primary School			DfE no: 886/2532
Address	Sea Street, St Margaret's-At-Cliffe, Dover, CT15 6SS	Sex	Mixed
Tel	01304 852639	Year group range	Year R - 6
Email	secretary@st-margarets-dover.kent.sch.uk	Status	Community
Website	https://www.stmargaretsprimary.co.uk	PAN 2026	30
St Martin's School			DfE no: 886/2313
Address	Markland Road, Dover, CT17 9LY	Sex	Mixed
Tel	01304 206620	Year group range	Year R - 6
Email	office@stmartins.kent.sch.uk	Status	Academy
Website	https://www.stmartins.kent.sch.uk/	PAN 2026	30
St Mary's Catholic Primary School			DfE no: 886/3720
This school has a Supplementary Information Form (SIF), which is available from and returned directly to the school.			
Address	St Richard's Road, Deal, CT14 9LF	Sex	Mixed
Tel	01304 375046	Year group range	Year R - 6
Email	headteacher@st-marys-deal.kcsp.org.uk	Status	Academy
Website	https://www.stmarysdeal.co.uk/	PAN 2026	30

St Mary's Church of England Primary School		DfE no: 886/3356	
This school has a Supplementary Information Form (SIF), which is available from and returned directly to the school.			
Address	Laureston Place, Dover, CT16 1QX	Sex	Mixed
Tel	01304 206887	Year group range	Year R - 6
Email	office@stmarysprimary.net	Status	Voluntary aided
Website	https://www.st-marys-dover.kent.sch.uk/	PAN 2026	30
St Richard's Catholic Primary School		DfE no: 886/3740	
This school has a Supplementary Information Form (SIF), which is available from and returned directly to the school.			
Address	Castle Avenue, Dover, CT16 1EZ	Sex	Mixed
Tel	01304 201118	Year group range	Year R - 6
Email	office@st-richards.kent.sch.uk	Status	Academy
Website	https://www.st-richards.kent.sch.uk	PAN 2026	30
Temple Ewell Church of England Primary School		DfE no: 886/2023	
Address	3-4 Brookside, Temple Ewell, Dover, CT16 3DT	Sex	Mixed
Tel	01304 822665	Year group range	Year R - 6
Email	office@temple-ewell.kent.sch.uk	Status	Academy
Website	https://www.temple-ewell.kent.sch.uk/	PAN 2026	20
Vale View Community School		DfE no: 886/2531	
Address	Vale View Road, Elms Vale, Dover, CT17 9NP	Sex	Mixed
Tel	01304 202821	Year group range	Year R - 6
Email	office@vale-view.kent.sch.uk	Status	Academy
Website	https://www.vale-view.kent.sch.uk	PAN 2026	30
Warden House Primary School		DfE no: 886/2307	
Address	Birdwood Avenue, Deal, CT14 9SF	Sex	Mixed
Tel	01304 375040	Year group range	Year R - 6
Email	office@warden-house.kent.sch.uk	Status	Academy
Website	https://www.warden-house.kent.sch.uk	PAN 2026	60
White Cliffs Primary and Nursery School		DfE no: 886/2315	
Address	St Radigund's Road, Dover, CT17 0LB	Sex	Mixed
Tel	01304 206174	Year group range	Year R - 6
Email	admin@whitecliffsprimary.com	Status	Academy
Website	https://www.whitecliffsprimary.com	PAN 2026	30
Whitfield Aspen School		DfE no: 886/2471	
Address	Mayfield Road, Whitfield, Dover, CT16 3LJ	Sex	Mixed
Tel	01304 821526	Year group range	Year R - 6
Email	jessica.andrews@whitfield.kent.sch.uk	Status	Community
Website	https://www.whitfieldaspenschool.co.uk/	PAN 2026	78

Wingham Primary School DfE no: 886/2326

Address	School Lane, Wingham, Canterbury, CT3 1BD	Sex	Mixed
Tel	01227 720277	Year group range	Year R - 6
Email	office@winghamprimary.co.uk	Status	Community
Website	https://www.winghamprimary.org.uk/	PAN 2026	30

Worth Primary School DfE no: 886/2327

Address	The Street, Deal, CT14 0DF	Sex	Mixed
Tel	01304 612148	Year group range	Year R - 6
Email	secretary@worth.kent.sch.uk	Status	Academy
Website	https://www.worthprimary.co.uk	PAN 2026	10

Junior schools (Year 3 - 6)

Barton Junior School DfE no: 886/2310

Address	Barton Road, Dover, CT16 2ND	Sex	Mixed
Tel	01304 201643	Year group range	Year 3 - 6
Email	rebecca.davis@bartonjuniorschool.com	Status	Academy
Website	https://www.bartonjuniorschool.org/	PAN 2026	60

Sandwich Junior School DfE no: 886/2626

Address	St Bart's Road, Sandwich, CT13 0AS	Sex	Mixed
Tel	01304 612227	Year group range	Year 3 - 6
Email	headteacher@sandwich-junior.kent.sch.uk	Status	Community
Website	https://www.sandwich-junior.kent.sch.uk/	PAN 2026	60

Thanet

Birchington Church of England Primary School			DfE no: 886/3178
Address	Park Lane, Birchington, CT7 0AS	Sex	Mixed
Tel	01843 841046	Year group range	Year R - 6
Email	business.manager@birchington.kent.sch.uk	Status	Voluntary Contr.
Website	https://www.birchington-primary.com/	PAN 2026	60
Bromstone Primary School			DfE no: 886/2603
Address	Rumfields Road, Broadstairs, CT10 2PW	Sex	Mixed
Tel	01843 867010	Year group range	Year R - 6
Email	office@bromstone.kent.sch.uk	Status	Foundation
Website	https://www.bromstoneschool.com/	PAN 2026	60
Callis Grange Nursery and Infant School			DfE no: 886/2329
Address	Beacon Road, Broadstairs, CT10 3DG	Sex	Mixed
Tel	01843 862531	Year group range	Year R - 2
Email	headteacher@callis-grange.kent.sch.uk	Status	Community
Website	https://www.callis-grange.kent.sch.uk	PAN 2026	90
Chilton Primary School			DfE no: 886/2596
Address	Chilton Lane, Ramsgate, CT11 0LQ	Sex	Mixed
Tel	01843 597695	Year group range	Year R - 6
Email	julie.horton@chiltonprimary.co.uk	Status	Academy
Website	https://www.chiltonprimary.co.uk/	PAN 2026	60
Cliftonville Primary School			DfE no: 886/2028
Address	Northumberland Avenue, Cliftonville, Margate, CT9 3LY	Sex	Mixed
Tel	01843 227575	Year group range	Year R - 6
Email	office@cliftonvilleprimary.co.uk	Status	Academy
Website	https://www.cliftonvilleprimary.co.uk/	PAN 2026	120
Dame Janet Primary Academy			DfE no: 886/2015
Address	Newington Road, Ramsgate, CT12 6QY	Sex	Mixed
Tel	01843 591807	Year group range	Year R - 6
Email	office@djpa-tkat.org	Status	Academy
Website	https://www.damejanet-tkat.org/	PAN 2026	45
Drapers Mills Primary Academy			DfE no: 886/2017
Address	St Peter's Footpath, Margate, CT9 2SP	Sex	Mixed
Tel	01843 223989	Year group range	Year R - 6
Email	office@dmpa-tkat.org	Status	Academy
Website	https://www.drapersmills-tkat.org	PAN 2026	30

Ellington Infant School			DfE no: 886/2304
Address	High Street, St Lawrence, Ramsgate, CT11 0QH	Sex	Mixed
Tel	01843 591638	Year group range	Year R - 2
Email	admin@ellington-infant.kent.sch.uk	Status	Community
Website	https://www.ellington-infant.kent.sch.uk	PAN 2026	60
Garlinge Primary School and Nursery			DfE no: 886/3917
Address	Westfield Road, Margate, CT9 5PA	Sex	Mixed
Tel	01843 221877	Year group range	Year R - 6
Email	Admissions@garlinge.kent.sch.uk	Status	Foundation
Website	https://www.garlingeprimary.co.uk	PAN 2026	120
Holy Trinity and St John's Church of England Primary School			DfE no: 886/3179
Address	St John's Road, Margate, CT9 1LU	Sex	Mixed
Tel	01843 223237	Year group range	Year R - 6
Email	office@htsj.school	Status	Voluntary Contr.
Website	https://www.holytrinitymargate.co.uk/	PAN 2026	60
Holy Trinity Church of England Primary School			DfE no: 886/3364
This school has a Supplementary Information Form (SIF), which is available from and returned directly to the school.			
Address	Dumpton Park Drive, Broadstairs, CT10 1RR	Sex	Mixed
Tel	01843 860744	Year group range	Year R - 6
Email	office@ramsgateholyltrinity.co.uk	Status	Voluntary aided
Website	https://www.ramsgateholyltrinity.co.uk	PAN 2026	30
Minster Church of England Primary School			DfE no: 886/3182
Address	Molineux Road, Minster-in-Thanel, Ramsgate, CT12 4PS	Sex	Mixed
Tel	01843 821384	Year group range	Year R - 6
Email	headteacher@minster-ramsgate.kent.sch.uk	Status	Voluntary Contr.
Website	https://www.minster-ramsgate.kent.sch.uk/	PAN 2026	60
Monkton Church of England Primary School			DfE no: 886/3183
Address	Monkton Street, Monkton, Ramsgate, CT12 4JQ	Sex	Mixed
Tel	01843 821394	Year group range	Year R - 6
Email	office@monkton.kent.sch.uk	Status	Voluntary Contr.
Website	https://www.monkton.kent.sch.uk	PAN 2026	15
Newington Community Primary School			DfE no: 886/3918
Address	Princess Margaret Avenue, Ramsgate, CT12 6HX	Sex	Mixed
Tel	01843 593412	Year group range	Year R - 6
Email	headteacher@newington-ramsgate.kent.sch.uk	Status	Academy
Website	https://www.newington-ramsgate.org.uk/	PAN 2026	90

Newlands Primary School			DfE no: 886/2010
Address	Dumpton Lane, Ramsgate, CT11 7AJ	Sex	Mixed
Tel	01843 593086	Year group range	Year R - 6
Email	l.ball@newlands-tkat.org	Status	Academy
Website	https://www.newlands-tkat.org	PAN 2026	30
Northdown Primary School			DfE no: 886/2009
Address	Tenterden Way, Margate, CT9 3RE	Sex	Mixed
Tel	01843 226077	Year group range	Year R - 6
Email	Office@northdown-tkat.org	Status	Academy
Website	https://www.northdown-tkat.org	PAN 2026	60
Palm Bay Primary School			DfE no: 886/2672
Address	Palm Bay Avenue, Cliftonville, Margate, CT9 3PP	Sex	Mixed
Tel	01843 290050	Year group range	Year R - 6
Email	office@palmbay.uk	Status	Academy
Website	https://www.palmbay.uk	PAN 2026	60
Priory Infant School			DfE no: 886/2345
Address	Cannon Road, Ramsgate, CT11 9XT	Sex	Mixed
Tel	01843 593105	Year group range	Year R - 2
Email	headteacher@priory.kent.sch.uk	Status	Community
Website	https://www.priory.kent.sch.uk	PAN 2026	60
Ramsgate Arts Primary School			DfE no: 886/2064
Address	140-144 Newington Road, Ramsgate, CT12 6PP	Sex	Mixed
Tel	01843 582847	Year group range	Year R - 6
Email	enquiries@ramsgateartsprimaryschool.co.uk	Status	Free
Website	https://www.ramsgateartsprimaryschool.co.uk/	PAN 2026	60
Salmestone Primary School			DfE no: 886/2011
Address	College Road, Margate, CT9 4DB	Sex	Mixed
Tel	01843 220949	Year group range	Year R - 6
Email	office@salmestone-tkat.org	Status	Academy
Website	https://www.salmestone-tkat.org/	PAN 2026	30
St Crispin's Community Infant School			DfE no: 886/2337
Address	St Crispin's Road, Westgate-on-Sea, CT8 8EB	Sex	Mixed
Tel	01843 832040	Year group range	Year R - 2
Email	office@stcrispins.school	Status	Community
Website	https://www.st-crispinsinfants.org.uk	PAN 2026	60
St Ethelbert's Catholic Primary School			DfE no: 886/3722
This school has a Supplementary Information Form (SIF), which is available from and returned directly to the school.			
Address	Dane Park Road, Ramsgate, CT11 7LS	Sex	Mixed
Tel	01843 585555	Year group range	Year R - 6
Email	headteacher@stethelbertsschool.co.uk	Status	Voluntary aided
Website	https://www.stethelbertsschool.co.uk	PAN 2026	30

St George's Church of England Foundation School			DfE no: 886/5447
This school has a Supplementary Information Form (SIF), which is available from and returned directly to the school.			
Address	Westwood Road, Broadstairs, CT10 2LH	Sex	Mixed
Tel	01843 609000	Year group range	Year R - 14
Email	admin@st-georgescofe-thanet.kent.sch.uk	Status	Foundation
Website	https://www.stgeorges-school.org.uk/	PAN 2026	60
St Gregory's Catholic Primary School			DfE no: 886/3889
This school has a Supplementary Information Form (SIF), which is available from and returned directly to the school.			
Address	Nash Road, Margate, CT9 4BU	Sex	Mixed
Tel	01843 221896	Year group range	Year R - 6
Email	admissions@st-gregorys-margate.kcsp.org.uk	Status	Academy
Website	https://www.st-gregorys.kent.sch.uk/	PAN 2026	30
St Joseph's Catholic Primary School			DfE no: 886/3890
This school has a Supplementary Information Form (SIF), which is available from and returned directly to the school.			
Address	Broadstairs, St Peter's Park Road, Broadstairs, CT10 2BA	Sex	Mixed
Tel	01843 861738	Year group range	Year R - 6
Email	vohalloran@kcsp.org.uk	Status	Academy
Website	https://www.st-josephs-broadstairs.kent.sch.uk	PAN 2026	15
St Mildred's Infant School			DfE no: 886/2328
Address	St Mildred's Avenue, Broadstairs, CT10 2BX	Sex	Mixed
Tel	01843 862035	Year group range	Year R - 2
Email	Office@st-mildreds.kent.sch.uk	Status	Foundation
Website	https://www.st-mildreds.kent.sch.uk	PAN 2026	90
St Nicholas At Wade Church of England Primary School			DfE no: 886/3186
Address	Down Barton Road, St Nicholas-At-Wade, CT7 0PY	Sex	Mixed
Tel	01843 847253	Year group range	Year R - 6
Email	office@st-nicholas-birchington.kent.sch.uk	Status	Voluntary Contr.
Website	https://www.st-nicholas-birchington.kent.sch.uk/	PAN 2026	30

Junior schools (Year 3 - 6)

Christ Church Church of England Junior School			DfE no: 886/2020
Address	London Road, Ramsgate, CT11 0ZZ	Sex	Mixed
Tel	01843 593350	Year group range	Year 3 - 6
Email	office@christchurchjuniorschool.co.uk	Status	Academy
Website	https://www.christchurchjuniors.com/	PAN 2026	60
St Laurence In Thanet Church of England Junior Academy			DfE no: 886/2014
Address	Newington Road, Ramsgate, CT11 0QX	Sex	Mixed
Tel	01843 592257	Year group range	Year 3 - 6
Email	headteacher@stlaurencejuniors.co.uk	Status	Academy
Website	https://www.stlaurencejuniors.co.uk/	PAN 2026	64

St Peter-in-Thanel CofE Junior School			DfE no: 886/3360
Address	Grange Road, St Peter's, Broadstairs, CT10 3EP	Sex	Mixed
Tel	01843 861430	Year group range	Year 3 - 6
Email	office@stpetersthanet.co.uk	Status	Voluntary aided
Website	https://www.stpetersthanet.co.uk	PAN 2026	96
St Saviour's Church of England Junior School			DfE no: 886/3181
Address	Elm Grove, Westgate on Sea, CT8 8LD	Sex	Mixed
Tel	01843 831707	Year group range	Year 3 - 6
Email	office@st-saviours.kent.sch.uk	Status	Voluntary Contr.
Website	https://www.stsavioursjunior.com	PAN 2026	96
Upton Junior School			DfE no: 886/2523
Address	Upton Junior School, Edge End Road, Broadstairs, CT10 2AH	Sex	Mixed
Tel	01843 861393	Year group range	Year 3 - 6
Email	office@uptonjunior.com	Status	Academy
Website	https://www.uptonjunior.com/	PAN 2026	128

Last year's outcomes

In September 2025 there were 16,550 reception aged children requesting places across Kent.

For admission to reception year, 98.55% of pupils got a place at one of the schools named as a preference with 90.59% getting an offer of a place at their 1st preference school.

For admission to Year 3 (junior school) 99.95% of pupils got a place at one of the schools named as a preference with 99.68 of pupils getting an offer of a place at their 1st preference school.

You will find information below about last year's offer day which includes the school's intake, the number of applications that were received for each school (which includes all 1st, 2nd and 3rd preferences and applications from children with an EHCP), the total number of offers and the last distance the lowest ranked child that was offered lived from the school in miles.

Please be aware that the distance of the last child offered can change from year to year depending on the number of children that apply and where they live. Whilst you may live closer to the school than the distance given for the last child below, it does not necessarily mean that your child would be offered a place this year. The distance of the last child offered may also have been to a child offered under a higher criterion than your child.

The table below also indicates which schools are their own admission authority who can have more complex oversubscription criteria than KCC's community and voluntary controlled criteria (LAC, sibling, health and special access, distance). Please contact these schools directly if you need help to work out which criteria your child is likely to qualify for or read their admissions criteria at www.kent.gov.uk/admissionscriteria.

Admissions Offer Day outcomes for 2025 entry

DFE No.	School Name	Intake	Total Applications (inc. EHCP)	Offers (inc. EHCP)	Own admissions authority	Offers			
						Distance offers	Higher criteria offers	Local authority allocations	Last distance offered (miles)
3119	Adisham Church of England Primary School	15	54	15	No	Not known	Not known	0	0.926
2270	Aldington Primary School	30	73	30	No	Not known	Not known	0	3.233
5224	All Soul's Church of England Primary School	45	64	21	No	Not known	Not known	0	2.09
5209	Allington Primary School	60	194	60	No	Not known	Not known	0	0.628
2141	Amherst School	96	102	96	No	Not known	Not known	0	0.506
2089	Anthony Roper Primary School	45	85	45	No	Not known	Not known	0	3.147
2027	Archbishop Courtenay Primary School	45	96	45	No	Not known	Not known	0	0.617
3351	Ash Cartwright and Kelsey Church of England Primary School	30	35	25	No	Not known	Not known	0	8.636

DFE No.	School Name	Intake	Total Applications (inc. EHCP)	Offers (inc. EHCP)	Own admissions authority	Offers			
						Distance offers	Higher criteria offers	Local authority allocations	Last distance offered (miles)
3909	Ashford Oaks Community Primary School	60	119	60	Yes	33	27	0	218.284
2454	Aycliffe Community Primary School	20	14	6	Yes	5 or less	5 or less	0	1.653
2648	Aylesham Primary School	60	71	51	No	Not known	Not known	5 or less	0.277
3328	Bapchild and Tonge Church of England Primary School and Nursery	30	78	30	No	Not known	Not known	0	1.953
3120	Barham Church of England Primary School	30	123	30	Yes	10	20	0	1.808
2080	Barming Primary School	60	120	60	No	Not known	Not known	0	1.045
2310	Barton Junior School	60	51	49	No	Not known	Not known	0	3.273
2120	Bean Primary School	30	75	30	Yes	17	13	0	1.161
2060	Beaver Green Primary School	60	109	60	No	Not known	Not known	5 or less	0.491
3022	Benenden Church of England Primary School	30	90	30	Yes	9	21	0	2.145
2278	Bethersden Primary School	20	32	18	Yes	9	9	0	5.104
3023	Bidborough Church of England Voluntary Controlled Primary School	30	93	30	Yes	18	12	0	1.989
3178	Birchington Church of England Primary School	60	132	52	Yes	31	21	0	2.612
2086	Bishop Chavasse Primary School	60	95	60	No	Not known	Not known	5 or less	0.89
2490	Bishops Down Primary School	30	46	15	Yes	5 or less	11	5 or less	0.904
2258	Blean Primary School	60	167	60	Yes	28	32	0	1.178
2223	Bobbing Village School	30	127	26	No	Not known	Not known	0	3.79
3146	Bodsham Church of England Primary School	13	16	9	Yes	5 or less	5 or less	0	4.991
3329	Borden Church of England Primary School	20	54	20	No	Not known	Not known	0	1.298
5201	Borough Green Primary School	45	35	16	No	Not known	Not known	5 or less	0.165
2161	Boughton Monchelsea Primary School	30	114	30	Yes	17	13	0	1.951
3282	Boughton-under-Blean and Dunkirk Primary School	30	58	30	Yes	17	13	0	2.519
3136	Brabourne Church of England Primary School	15	38	11	Yes	5 or less	8	0	4.459
3330	Bredgar Church of England Primary School	15	42	15	No	Not known	Not known	0	3.652
3061	Bredhurst Church of England Voluntary Controlled Primary School	20	58	20	Yes	11	9	0	2.254
3306	Brenchley and Matfield Church of England Primary School	30	99	30	No	Not known	Not known	0	1.343
2679	Brent Primary School	90	300	90	No	Not known	Not known	0	1.471
2081	Brenzett Church of England Primary School	30	42	11	No	Not known	Not known	0	5.38
3122	Bridge and Patricbourne Church of England Primary School	60	155	60	Yes	41	19	0	3.373
2651	Broadwater Down Primary School	30	20	19	Yes	8	5 or less	7	1.14
2603	Bromstone Primary School	60	144	59	No	Not known	Not known	0	2.673
2279	Brook Community Primary School	15	37	9	No	Not known	Not known	0	4.026
2514	Brookfield Infant School	60	114	56	Yes	30	25	5 or less	0.439

DFE No.	School Name	Intake	Total Applications (inc. EHCP)	Offers (inc. EHCP)	Own admissions authority	Offers			
						Distance offers	Higher criteria offers	Local authority allocations	Last distance offered (miles)
5223	Brookfield Junior School	64	77	61	Yes	5 or less	60	0	2.754
3137	Brookland Church of England Primary School	15	25	13	Yes	6	7	0	5.407
2171	Brunswick House Primary School	60	166	58	Yes	36	18	5 or less	0.851
3062	Burham Church of England Primary School	30	80	30	Yes	13	17	0	1.263
2534	Bysing Wood Primary School	60	38	27	No	Not known	Not known	5 or less	1.401
2114	Cage Green Primary School	30	62	19	No	Not known	Not known	5 or less	0.922
2329	Callis Grange Nursery and Infant School	90	217	90	Yes	58	32	0	4.391
2654	Canterbury Primary School	60	127	60	No	Not known	Not known	0	0.943
2254	Canterbury Road Primary School	30	127	30	Yes	21	9	0	0.478
2128	Capel Primary School	30	89	30	Yes	12	18	0	1.866
2559	Capel-le-Ferne Primary School	30	41	23	Yes	14	9	0	7.589
3904	Castle Hill Community Primary School	58	72	37	Yes	15	21	5 or less	0.12
2095	Cecil Road Primary and Nursery School	54	154	54	No	Not known	Not known	0	0.863
2280	Challock Primary School	30	80	30	No	Not known	Not known	0	3.335
2019	Chantry Community Primary School	60	107	58	No	Not known	Not known	0	0.894
3343	Charing Church of England Primary School	27	39	25	No	Not known	Not known	5 or less	0.163
2058	Charlton Church of England Primary School	30	63	30	No	Not known	Not known	0	0.798
2259	Chartham Primary School	60	69	44	No	Not known	Not known	5 or less	0.448
2510	Cheriton Primary School	60	134	59	No	Not known	Not known	5 or less	0.349
3307	Chevening, St Botolph's Church of England Voluntary Aided Primary School	30	79	28	No	Not known	Not known	0	12.663
3025	Chiddingstone Church of England School	30	81	30	No	Not known	Not known	0	3.287
3138	Chilham, St Mary's Church of England Primary School	15	38	8	Yes	6	5 or less	0	2.495
2093	Chilmington Green Primary School	60	83	40	No	Not known	Not known	5 or less	0.381
2596	Chilton Primary School	60	163	60	No	Not known	Not known	0	0.782
3123	Chislet Church of England Primary School	15	46	13	Yes	5 or less	8	0	4.689
3148	Christ Church Cep Academy, Folkestone	60	115	58	No	Not known	Not known	5 or less	0.299
2020	Christ Church Church of England Junior School	60	85	55	No	Not known	Not known	0	3.232
3055	Churchill Church of England Voluntary Controlled Primary School	30	41	28	No	17	11	0	5.182
2692	Churchill School	60	88	40	No	Not known	Not known	0	69.08
2465	Claremont Primary School	60	171	60	Yes	35	25	0	0.484
2028	Cliftonville Primary School	120	216	108	No	Not known	Not known	5 or less	0.108
2094	Cobham Primary School	30	154	30	Yes	22	8	0	2.269
3308	Colliers Green Church of England Primary School	16	56	15	No	Not known	Not known	0	4.801
2024	Copperfield Academy	60	105	53	No	Not known	Not known	5 or less	1.424

DFE No.	School Name	Intake	Total Applications (inc. EHCP)	Offers (inc. EHCP)	Own admissions authority	Offers			
						Distance offers	Higher criteria offers	Local authority allocations	Last distance offered (miles)
2677	Coxheath Primary School	60	150	60	No	Not known	Not known	0	0.348
3027	Cranbrook Church of England Primary School	30	56	30	Yes	11	19	0	3.258
2689	Craylands School	60	150	60	Yes	31	29	0	0.528
2088	Crockenhill Primary School	30	85	30	Yes	14	16	0	1.125
3054	Crockham Hill Church of England Voluntary Controlled Primary School	20	85	20	Yes	8	12	0	1.761
2110	Culverstone Green Primary School	30	66	30	No	Not known	Not known	5 or less	2.236
2015	Dame Janet Primary Academy	60	54	24	No	Not known	Not known	5 or less	0.82
2117	Dartford Bridge Community Primary School	60	112	60	No	Not known	Not known	0	0.519
2228	Davington Primary School	60	130	60	Yes	40	20	0	1.028
3353	Deal Parochial Church of England Primary School	30	78	28	No	Not known	Not known	5 or less	0.065
2065	Discovery School	90	186	81	Yes	47	33	5 or less	1.358
5208	Ditton Church of England Junior School	64	62	58	No	Not known	Not known	0	5.359
5212	Ditton Infant School	60	99	33	No	Not known	Not known	0	1.133
3163	Downs Church of England Primary School	60	92	42	No	Not known	Not known	0	23.213
2574	Downs View Infant School	60	113	57	Yes	28	29	0	3.453
3896	Downsview Community Primary School	30	24	16	Yes	5 or less	5 or less	6	0.339
2017	Drapers Mills Primary Academy	60	43	20	No	Not known	Not known	5 or less	0.885
2130	Dunton Green Primary School	30	55	18	Yes	13	5 or less	5 or less	1.062
2650	Dymchurch Primary School	30	37	22	No	Not known	Not known	0	3.384
2163	East Farleigh Primary School	30	88	30	Yes	20	10	0	1.427
2164	East Peckham Primary School	30	68	30	Yes	10	20	0	0.452
2272	East Stour Primary School	60	77	38	No	Not known	Not known	0	0.971
3106	Eastchurch Church of England Primary School	30	28	18	No	Not known	Not known	0	4.067
2226	Eastling Primary School	15	29	15	Yes	11	5 or less	0	3.041
3167	Eastry Church of England Primary School	30	32	12	Yes	5 or less	7	5 or less	0.872
2140	Ebbsfleet Green Primary School	90	215	90	No	Not known	Not known	0	0.499
2099	Edenbridge Primary School	60	74	60	No	Not known	Not known	0	35.785
3199	Egerton Church of England Primary School	30	50	28	Yes	14	14	0	4.757
3347	Elham Church of England Primary School	15	36	6	No	Not known	Not known	0	3.185
2340	Ellington Infant School	60	108	38	Yes	33	5 or less	0	1.165
2227	Ethelbert Road Primary School	30	112	30	Yes	15	15	0	0.345
2320	Eythorne Elvington Community Primary School	20	29	16	Yes	9	5 or less	5 or less	0.404
3015	Fawkham Church of England Voluntary Controlled Primary School	15	48	15	Yes	8	7	0	1.912
2061	Finberry Primary School	60	112	52	No	Not known	Not known	0	12.567
5229	Fleetdown Primary Academy	90	150	77	No	Not known	Not known	0	10.127

DFE No.	School Name	Intake	Total Applications (inc. EHCP)	Offers (inc. EHCP)	Own admissions authority	Offers			
						Distance offers	Higher criteria offers	Local authority allocations	Last distance offered (miles)
2143	Folkestone Primary	60	97	53	No	Not known	Not known	5 or less	0.415
3349	Folkestone St Mary's Church of England Primary Academy	60	90	55	No	Not known	Not known	0	1.367
3313	Fordcombe Church of England Primary School	15	30	9	No	Not known	Not known	0	3.485
2134	Four Elms Primary School	15	51	16	No	Not known	Not known	0	2.204
3198	Frittenden Church of England Primary School	15	42	15	Yes	5 or less	10	0	2.424
2686	Furley Park Primary Academy	90	106	53	No	Not known	Not known	5 or less	0.227
3917	Garlinge Primary School and Nursery	120	164	95	No	Not known	Not known	0	61.527
2685	Gateway Primary Academy	30	121	28	No	Not known	Not known	0	1.815
3920	Goat Lees Primary School	30	97	30	No	Not known	Not known	0	0.447
2625	Godinton Primary School	60	164	60	No	Not known	Not known	0	0.594
3168	Goodnestone Church of England Primary School	10	22	10	Yes	5 or less	5 or less	0	1.827
3029	Goudhurst and Kildown Church of England Primary School	30	92	30	Yes	11	19	0	2.87
2229	Graveney Primary School	15	30	12	No	Not known	Not known	0	44.085
2282	Great Chart Primary School	60	224	60	Yes	32	28	0	0.517
5218	Greatstone Primary School	30	51	21	No	Not known	Not known	5 or less	3.292
3916	Green Park Community Primary School	60	81	41	Yes	24	17	0	1.81
3898	Greenfields Community Primary School	45	113	45	Yes	24	21	0	0.702
2062	Greenlands Primary School	30	38	29	No	Not known	Not known	5 or less	0.542
2595	Grove Park Primary School	60	106	45	No	Not known	Not known	0	1.497
3169	Guston Church of England Primary School	22	24	9	Yes	5 or less	5 or less	0	9.008
2132	Hadlow Primary School	30	46	27	Yes	13	14	0	5.879
5220	Halfway Houses Primary School	90	149	60	No	Not known	Not known	0	1.336
2133	Halstead Community Primary School	25	10	5	No	Not known	Not known	0	0.673
2264	Hampton Primary School	90	197	81	No	Not known	Not known	0	24.809
2286	Hamstreet Primary Academy	45	59	37	No	Not known	Not known	5 or less	2.109
5225	Harcourt Primary School	30	58	30	No	Not known	Not known	0	1.711
3067	Harrietsham Church of England Primary School	60	91	60	Yes	31	29	0	9.73
3332	Hartlip Endowed Church of England Primary School	15	30	14	No	Not known	Not known	0	4.096
3032	Hawkhurst Church of England Primary School	30	38	26	Yes	15	11	0	4.558
2298	Hawkinge Primary School	60	119	60	No	Not known	Not known	0	0.743
2165	Headcorn Primary School	60	84	57	Yes	33	24	0	9.684
2263	Herne Bay Infant School	90	131	74	Yes	38	31	5 or less	0.483
5206	Herne Bay Junior School	125	106	91	No	Not known	Not known	0	1.597
3295	Herne Church of England Infant and Nursery School	90	207	90	Yes	54	36	0	1.078
3338	Herne Church of England Junior School	90	125	90	No	Not known	Not known	0	1.886

DFE No.	School Name	Intake	Total Applications (inc. EHCP)	Offers (inc. EHCP)	Own admissions authority	Offers			
						Distance offers	Higher criteria offers	Local authority allocations	Last distance offered (miles)
3109	Hernhill Church of England Primary School	30	85	30	Yes	16	14	0	2.827
3312	Hever Church of England Voluntary Aided Primary School	30	80	30	No	Not known	Not known	0	2.699
3907	Hextable Primary School	90	174	90	Yes	51	39	0	1.602
2615	High Firs Primary School	30	101	30	Yes	20	10	0	0.384
3139	High Halden Church of England Primary School	15	47	15	Yes	11	5 or less	0	2.476
2109	Higham Primary School	30	68	30	Yes	16	14	0	2.76
3033	Hildenborough Church of England Primary School	30	76	26	Yes	14	12	0	2.608
2265	Hoath Primary School	15	73	15	Yes	10	5 or less	0	2.516
2166	Hollingbourne Primary School	15	33	8	Yes	5 or less	5 or less	0	3.603
2041	Holy Family Catholic Primary School	30	35	17	No	Not known	Not known	5 or less	0.751
3179	Holy Trinity and St John's Church of England Primary School	60	129	60	Yes	42	18	0	1.56
3364	Holy Trinity Church of England Primary School	30	101	30	No	Not known	Not known	0	0.314
5202	Holy Trinity Church of England Primary School	60	124	44	No	Not known	Not known	0	1.126
5213	Holy Trinity Church of England Primary School	60	65	38	No	Not known	Not known	5 or less	0.276
2629	Holywell Primary School	30	86	30	No	Not known	Not known	0	1.455
2001	Horizon Primary Academy	30	71	31	No	Not known	Not known	0	0.55
3911	Hornbeam Primary School	30	96	30	No	Not known	Not known	0	1.565
5215	Horton Kirby Church of England Primary School	30	50	27	No	Not known	Not known	5 or less	1.425
3323	Hunton Church of England Primary School	15	62	15	No	Not known	Not known	0	3.581
3902	Hythe Bay CofE Primary School	45	28	13	Yes	5 or less	10	0	1.795
3318	Ide Hill Church of England Primary School	25	52	23	No	Not known	Not known	5 or less	4.354
2167	Ightham Primary School	30	107	30	No	Not known	Not known	0	0.545
2063	Istead Rise Primary School	30	99	30	No	Not known	Not known	0	0.583
2230	Iwade School	90	121	66	No	Not known	Not known	0	7.969
3134	John Mayne Church of England Primary School	20	18	13	No	Not known	Not known	5 or less	0.171
6919	John Wallis Church of England Academy	60	67	33	No	Not known	Not known	5 or less	0.224
3299	John Wesley Church of England Methodist Voluntary Aided Primary School	60	177	60	No	Not known	Not known	0	0.537
3910	Joy Lane Primary Foundation School	90	196	90	No	Not known	Not known	0	4.209
2500	Joydens Wood Infant School	90	137	67	No	Not known	Not known	5 or less	0.634
2438	Joydens Wood Junior School	80	78	76	No	Not known	Not known	0	2.385
2043	Jubilee Primary School	60	125	51	No	Not known	Not known	5 or less	1.959
2136	Kemsing Primary School	30	53	30	Yes	15	15	0	0.896
2021	Kemsley Primary Academy	30	57	27	No	Not known	Not known	5 or less	0.183
2052	Kennington Church of England Academy	90	92	85	No	Not known	Not known	5 or less	3.154

DFE No.	School Name	Intake	Total Applications (inc. EHCP)	Offers (inc. EHCP)	Own admissions authority	Offers			
						Distance offers	Higher criteria offers	Local authority allocations	Last distance offered (miles)
2674	King's Farm Primary School	52	89	51	Yes	23	28	0	1.773
2680	Kings Hill School Primary and Nursery	60	169	60	Yes	33	27	0	0.606
3173	Kingsdown and Ringwould Church of England Primary School	30	74	30	No	Not known	Not known	0	1.7
3140	Kingsnorth Church of England Primary School	60	178	60	No	Not known	Not known	0	0.906
2578	Kingswood Primary School	20	12	6	Yes	5 or less	5 or less	5 or less	0.554
2092	Knockhall Primary School	90	50	54	No	Not known	Not known	29	1.433
3091	Laddingford St Mary's Church of England Voluntary Controlled Primary School	13	27	13	Yes	6	7	0	2.606
3317	Lady Boswell's Church of England Voluntary Aided Primary School	60	172	60	No	Not known	Not known	0	0.627
3284	Lady Joanna Thornhill Endowed Primary School	60	140	60	Yes	38	22	0	2.998
3034	Lamberhurst St Mary's CofE Primary School	30	56	22	Yes	16	6	0	7.525
3296	Langafel Church of England Voluntary Controlled Primary School	45	54	24	Yes	8	13	5 or less	0.726
2318	Langdon Primary School	15	44	15	Yes	7	8	0	2.874
2482	Langton Green Primary School	60	152	60	Yes	29	31	0	1.824
2055	Lansdowne Primary School	60	126	60	No	Not known	Not known	0	0.56
2116	Lawn Primary School	30	60	30	No	Not known	Not known	0	0.351
3069	Leeds and Broomfield Church of England Primary School	15	33	13	Yes	8	5 or less	0	8.266
2131	Leigh Academy Bearsted	60	146	56	No	Not known	Not known	5 or less	0.691
2076	Leigh Academy Cherry Orchard	60	286	60	No	Not known	Not known	0	0.178
2069	Leigh Academy Dartford	90	173	90	No	Not known	Not known	0	0.51
2511	Leigh Academy Hartley	60	169	60	No	Not known	Not known	0	1.093
2135	Leigh Academy Horsmonden	30	83	30	No	Not known	Not known	0	3.354
2073	Leigh Academy Langley Park	60	111	60	No	Not known	Not known	0	0.591
2007	Leigh Academy Molehill	45	83	34	No	Not known	Not known	0	0.608
2003	Leigh Academy Oaks	30	99	30	No	Not known	Not known	0	1.127
2127	Leigh Academy Paddock Wood	90	104	82	No	Not known	Not known	0	27.193
2004	Leigh Academy Tree Tops	45	71	37	No	Not known	Not known	0	6.608
2137	Leigh Primary School	23	54	14	Yes	8	6	0	7.922
2168	Lenham Primary School	30	87	30	Yes	18	12	0	1.396
3324	Leybourne, St Peter and St Paul Church of England Primary Academy	30	52	30	No	Not known	Not known	5 or less	0.636
3126	Littlebourne Church of England Primary School	15	42	15	Yes	6	9	0	0.299
2662	Long Mead Community Primary School	30	16	9	No	Not known	Not known	5 or less	1.317
2044	Loose Primary School	90	193	90	No	Not known	Not known	0	1.338
2231	Lower Halstow Primary School	30	78	30	Yes	13	17	0	1.365
2232	Luddenham School	30	55	27	No	Not known	Not known	5 or less	1.339
2562	Lunsford Primary School	30	75	22	Yes	13	8	5 or less	0.524

DFE No.	School Name	Intake	Total Applications (inc. EHCP)	Offers (inc. EHCP)	Own admissions authority	Offers			
						Distance offers	Higher criteria offers	Local authority allocations	Last distance offered (miles)
2059	Lydd Primary School	45	41	33	No	Not known	Not known	5 or less	0.275
2321	Lydden Primary School	12	51	10	Yes	6	5 or less	0	3.294
3154	Lyminge Church of England Primary School	30	38	27	Yes	15	12	0	28.924
3155	Lympne Church of England Primary School	30	69	26	Yes	12	14	0	3.203
2233	Lynsted and Norton Primary School	15	12	8	No	Not known	Not known	5 or less	1.036
2520	Madginford Primary School	90	140	56	Yes	30	26	0	2.246
3915	Manor Community Primary School	90	171	90	No	Not known	Not known	0	1.351
2183	Marden Primary Academy	60	117	60	No	Not known	Not known	0	2.868
2039	Martello Primary	30	32	13	No	Not known	Not known	0	2.705
2066	Maypole Primary School	60	129	51	No	Not known	Not known	0	2.809
2656	Meopham Community Academy	60	113	55	No	Not known	Not known	0	21.485
2185	Mereworth Community Primary School	30	75	30	Yes	20	10	0	3.613
2285	Mersham Primary School	20	54	15	No	Not known	Not known	0	4.601
3110	Milstead and Frinsted Church of England Primary School	15	9	4	No	Not known	Not known	0	8.326
2022	Milton Court Primary Academy	30	113	30	No	Not known	Not known	0	6.704
3182	Minster Church of England Primary School	60	111	60	Yes	43	17	0	4.784
2235	Minster in Sheppey Primary School	90	180	66	No	Not known	Not known	0	4.37
2463	Minterne Junior School	93	93	93	No	Not known	Not known	0	1.549
3183	Monkton Church of England Primary School	15	48	15	Yes	8	7	0	3.783
3745	More Park Catholic Primary School	30	27	13	No	Not known	Not known	0	1.423
2087	Morehall Primary School and Nursery	30	130	30	No	Not known	Not known	0	0.303
2296	Mundella Primary School	30	48	20	No	Not known	Not known	5 or less	0.136
2682	New Ash Green Primary School	60	103	60	Yes	29	31	0	0.457
3111	Newington Church of England Primary School	30	53	28	Yes	14	14	0	9.135
3918	Newington Community Primary School	90	131	59	No	26	33	0	3.338
2010	Newlands Primary School	45	53	25	No	Not known	Not known	5 or less	0.108
3171	Nonington Church of England Primary School	12	22	9	Yes	5 or less	5 or less	5 or less	0.305
2175	North Borough Junior School	90	89	83	Yes	0	83	0	8.432
3172	Northbourne Church of England Primary School	20	64	20	No	Not known	Not known	0	2.429
2009	Northdown Primary School	60	66	24	No	Not known	Not known	0	1.047
3914	Oakfield Primary Academy	90	155	76	No	Not known	Not known	0	17.302
2513	Oaks Infant School	90	203	90	No	Not known	Not known	0	1.645
2187	Offham Primary School	30	95	30	Yes	22	8	0	3.081
3108	Ospringe Church of England Primary School	30	76	29	Yes	14	11	5 or less	0.962
2138	Otford Primary School	30	98	30	Yes	11	19	0	0.546
5217	Our Lady of Hartley Catholic Primary School	30	92	30	No	Not known	Not known	0	0.996

DFE No.	School Name	Intake	Total Applications (inc. EHCP)	Offers (inc. EHCP)	Own admissions authority	Offers			
						Distance offers	Higher criteria offers	Local authority allocations	Last distance offered (miles)
3733	Our Lady's Catholic Primary School	30	85	30	No	Not known	Not known	0	0.477
2525	Painters Ash Primary School	60	127	53	No	Not known	Not known	5 or less	0.657
3906	Palace Wood Primary School	60	134	60	Yes	37	23	0	1.648
2672	Palm Bay Primary School	60	201	60	No	Not known	Not known	0	0.905
2524	Palmarsh Primary School	20	62	20	Yes	8	12	0	0.508
2176	Park Way Primary School	45	85	45	Yes	22	13	10	0.39
2607	Parkside Community Primary School	30	42	21	No	Not known	Not known	5 or less	0.257
2139	Pembury School	60	83	53	Yes	31	21	5 or less	0.988
3314	Penshurst Church of England Voluntary Aided Primary School	15	24	5	No	Not known	Not known	0	4.288
2026	Petham Primary School	15	32	10	No	Not known	Not known	0	2.961
3893	Phoenix Community Primary School	30	48	26	No	Not known	Not known	0	2.278
2098	Pilgrims' Way Primary School	60	87	48	No	Not known	Not known	5 or less	0.592
3325	Platt Church of England Voluntary Aided Primary School	30	45	22	No	Not known	Not known	0	3.473
2169	Platts Heath Primary School	13	12	5	Yes	5 or less	5 or less	5 or less	1.32
2188	Plaxtol Primary School	15	32	15	Yes	9	6	0	33.28
3142	Pluckley Church of England Primary School	15	33	12	No	Not known	Not known	0	5.093
2322	Preston Primary School	20	44	20	Yes	9	11	0	2.033
2309	Priory Fields School	60	76	38	No	Not known	Not known	0	0.646
2345	Priory Infant School	60	83	34	Yes	26	6	5 or less	0.509
2237	Queenborough School and Nursery	60	149	60	No	Not known	Not known	0	0.837
2064	Ramsgate Arts Primary School	60	198	60	No	Not known	Not known	0	0.421
2048	Reculver Church of England Primary School	60	151	60	No	Not known	Not known	0	1.496
2249	Regis Manor Primary School	90	170	77	No	Not known	Not known	0	1.439
2002	Repton Manor Primary School	60	151	60	No	Not known	Not known	0	3.2
2090	Richmond Primary School	30	57	30	No	Not known	Not known	0	0.736
2112	River Mill Primary School	60	174	60	No	Not known	Not known	0	0.348
2312	River Primary School	60	131	50	Yes	30	20	0	2.625
2459	Riverhead Infants' School	90	205	90	Yes	44	46	0	0.959
2462	Riverview Infant School	120	186	85	No	Not known	Not known	0	2.054
2096	Riverview Junior School	128	108	99	No	Not known	Not known	0	10.585
2239	Rodmersham School	15	54	15	Yes	7	8	0	1.379
2287	Rolvenden Primary School	15	43	15	No	Not known	Not known	0	2.566
2245	Rose Street Primary School	60	94	41	Yes	21	20	0	2.256
5203	Roseacre Junior School	102	103	95	No	Not known	Not known	0	23.666
2107	Rosherville Church of England Academy	30	74	30	No	Not known	Not known	0	0.968
2085	Royal Rise Primary School	30	79	30	No	Not known	Not known	0	0.408
3913	Rusthall St Paul's CofE VA Primary School	30	23	13	No	Not known	Not known	0	1.546
2189	Ryarsh Primary School	30	100	30	Yes	15	15	0	0.657

DFE No.	School Name	Intake	Total Applications (inc. EHCP)	Offers (inc. EHCP)	Own admissions authority	Offers			
						Distance offers	Higher criteria offers	Local authority allocations	Last distance offered (miles)
2011	Salmestone Primary School	30	66	30	No	Not known	Not known	5 or less	0.252
3350	Saltwood CofE Primary School	30	61	30	No	Not known	Not known	0	3.053
2545	Sandgate Primary School	60	148	60	Yes	39	21	0	0.764
2142	Sandhurst Primary School	30	60	30	Yes	18	12	0	7.566
2552	Sandling Primary School	60	119	60	Yes	35	25	0	1.672
2659	Sandown School	60	69	43	No	Not known	Not known	0	1.221
2626	Sandwich Infant School	56	56	30	No	Not known	Not known	5 or less	0.301
2627	Sandwich Junior School	60	44	44	Yes	0	44	0	9.846
3153	Seabrook Church of England Primary School	15	55	15	Yes	8	7	0	1.213
3035	Seal Church of England Voluntary Controlled Primary School	60	117	44	No	Not known	Not known	5 or less	3.581
3020	Sedley's Church of England Primary School	15	29	14	No	Not known	Not known	5 or less	0.481
2300	Sellindge Primary School	30	58	28	Yes	15	13	0	5.45
3112	Selling Church of England Primary School	15	19	6	No	Not known	Not known	0	2.721
3160	Selsted Church of England Primary School	15	41	12	Yes	7	5 or less	5 or less	1.236
2586	Senacre Wood Primary School	30	104	30	Yes	21	9	0	0.685
2632	Sevenoaks Primary School	90	176	70	Yes	40	28	5 or less	0.425
2316	Shatterlocks Infant and Nursery School	60	82	38	No	Not known	Not known	0	1.935
2119	Shears Green Infant School	90	162	79	No	Not known	Not known	5 or less	0.547
2431	Shears Green Junior School	124	125	117	No	Not known	Not known	0	4.315
2246	Sheldwich Primary School	30	80	30	No	Not known	Not known	0	2.179
3175	Shepherdswell Church of England Primary School	30	65	31	Yes	14	17	0	1.723
2190	Shipbourne School	9	21	1	Yes	5 or less	0	0	11.124
3358	Sholden Church of England Primary School	15	48	15	No	Not known	Not known	0	0.931
2148	Shoreham Village School	15	54	15	No	Not known	Not known	0	2.345
3019	Shorne Church of England Primary School	30	91	31	No	Not known	Not known	0	1.549
2509	Singlewell Primary School	60	143	60	Yes	34	26	0	1.942
3309	Sissinghurst Voluntary Aided Church of England Primary School	30	60	23	No	Not known	Not known	0	17.674
2045	Skinners' Kent Primary School	30	75	30	No	Not known	Not known	0	0.433
2155	Slade Primary School	60	191	60	Yes	33	27	0	0.553
2288	Smarden Primary School	15	50	15	No	Not known	Not known	0	3.017
2289	Smeeth Community Primary School	20	49	20	No	Not known	Not known	0	4.067
5200	Snodland CofE Primary School	60	111	56	No	Not known	Not known	5 or less	0.323
2435	South Avenue Primary School	60	97	55	No	Not known	Not known	5 or less	0.96
2180	South Borough Primary School	60	175	60	No	Not known	Not known	0	0.344
3297	Southborough CofE Primary School	90	176	90	Yes	48	42	0	1.142
3042	Speldhurst Church of England Voluntary Aided Primary School	30	140	30	No	Not known	Not known	0	1.08
2129	Springhead Park Primary School	60	169	60	No	Not known	Not known	0	0.86

DFE No.	School Name	Intake	Total Applications (inc. EHCP)	Offers (inc. EHCP)	Own admissions authority	Offers			
						Distance offers	Higher criteria offers	Local authority allocations	Last distance offered (miles)
3129	St Alphege Church of England Infant School	60	120	51	Yes	41	9	5 or less	1.091
3728	St Anselm's Catholic Primary School	30	79	30	No	Not known	Not known	0	0.628
3718	St Augustine's Catholic Primary School	30	39	24	No	Not known	Not known	0	5.569
3754	St Augustine's Catholic Primary School	30	73	20	No	Not known	Not known	5 or less	0.446
3320	St Barnabas CofE VA Primary School	30	83	30	No	Not known	Not known	0	1
5214	St Bartholomew's Catholic Primary School	45	90	45	No	Not known	Not known	0	0.274
5210	St Botolph's Church of England Primary School	60	135	60	No	Not known	Not known	5 or less	0.826
2144	St Clement's CofE Primary School	30	21	13	No	Not known	Not known	0	39.934
2337	St Crispin's Community Infant School	60	134	60	Yes	29	31	0	2.579
3348	St Eanswythe's Church of England Primary School	30	115	30	No	Not known	Not known	0	0.504
3298	St Edmund's Church of England Primary School	30	43	30	Yes	16	14	0	1.101
2054	St Edward's Catholic Primary School	30	61	28	No	Not known	Not known	0	2.517
3722	St Ethelbert's Catholic Primary School	30	59	30	No	Not known	Not known	0	0.233
5207	St Francis' Catholic Primary School	60	94	40	No	Not known	Not known	0	4.733
5447	St George's Church of England Foundation School	60	139	60	No	Not known	Not known	0	1.599
5404	St George's Church of England School	60	163	60	No	Not known	Not known	0	0.541
3089	St George's Church of England Voluntary Controlled Primary School	30	49	30	Yes	20	9	5 or less	1.42
5228	St George's CofE Primary School	60	138	60	No	Not known	Not known	0	3.806
3889	St Gregory's Catholic Primary School	30	69	29	No	Not known	Not known	0	1.268
3322	St James' Church of England Voluntary Aided Primary School	90	238	90	No	Not known	Not known	0	0.486
2006	St James the Great Academy	30	25	16	No	Not known	Not known	5 or less	0.116
3708	St John's Catholic Primary School	120	185	104	No	Not known	Not known	0	2.854
2000	St John's Church of England Primary School	60	123	55	Yes	27	25	5 or less	0.677
3037	St John's Church of England Primary School	30	98	30	Yes	14	16	0	0.34
3050	St John's Church of England Primary School	90	220	90	Yes	40	50	0	0.371
3372	St John's Church of England Primary School	60	175	60	No	Not known	Not known	0	0.907
3890	St Joseph's Catholic Primary School	40	38	10	No	Not known	Not known	5 or less	0.615
5222	St Joseph's Catholic Primary School	30	125	30	No	Not known	Not known	0	0.056
3719	St Joseph's Catholic Primary School, Aylesham	30	40	20	No	Not known	Not known	0	1.465
3303	St Katharine's Knockholt Church of England Voluntary Aided Primary School	30	32	21	No	Not known	Not known	0	2.798
2118	St Katherine's School & Nursery	60	130	60	No	Not known	Not known	0	1.72

DFE No.	School Name	Intake	Total Applications (inc. EHCP)	Offers (inc. EHCP)	Own admissions authority	Offers			
						Distance offers	Higher criteria offers	Local authority allocations	Last distance offered (miles)
2014	St Laurence In Thanet Church of England Junior Academy	64	73	39	No	Not known	Not known	0	11.949
3201	St Lawrence Church of England Primary School	12	38	12	Yes	5 or less	7	0	1.782
3744	St Margaret Clitherow Catholic Primary School	45	71	40	No	Not known	Not known	0	2.814
3090	St Margaret's, Collier Street Church of England Voluntary Controlled School	17	58	17	Yes	11	6	0	3.098
2532	St Margaret's-at-Cliffe Primary School	30	37	24	Yes	11	13	0	7.382
3052	St Mark's Church of England Primary School	60	67	30	Yes	14	16	0	11.605
3059	St Mark's Church of England Primary School	20	36	17	No	Not known	Not known	0	1.889
3149	St Martin's Church of England Primary School	30	89	30	Yes	21	9	0	2.513
2313	St Martin's School	30	56	26	No	Not known	Not known	5 or less	0.604
2051	St Mary of Charity CofE Primary School	30	91	30	No	Not known	Not known	0	0.421
3720	St Mary's Catholic Primary School	30	52	25	No	Not known	Not known	0	6.414
3715	St Mary's Catholic Primary School, Whitstable	30	64	30	No	Not known	Not known	0	0.88
3340	St Mary's Church of England Primary School	60	123	60	No	Not known	Not known	0	2.649
3356	St Mary's Church of England Primary School	30	31	17	No	Not known	Not known	5 or less	0.258
3373	St Mary's Church of England Voluntary Aided Primary School	30	48	25	No	Not known	Not known	5 or less	2.402
3294	St Matthew's High Brooms Church of England Voluntary Controlled Primary School	60	69	23	Yes	8	14	5 or less	0.458
3073	St Michael's Church of England Infant School	40	103	40	Yes	26	14	0	0.484
3072	St Michael's Church of England Junior School	45	57	45	Yes	5 or less	40	0	8.497
3143	St Michael's Church of England Primary School	30	55	25	No	Not known	Not known	5 or less	0.394
2328	St Mildred's Infant School	90	240	90	No	Not known	Not known	0	1.844
3186	St Nicholas At Wade Church of England Primary School	30	105	30	Yes	17	13	0	3.14
2078	St Nicholas Church of England Primary Academy	60	99	60	No	Not known	Not known	0	1.727
3010	St Pauls' Church of England Voluntary Controlled Primary School	15	81	15	Yes	12	5 or less	0	0.682
2474	St Paul's Infant School	90	132	73	Yes	51	19	5 or less	0.083
3360	St Peter-in-Thanet CofE Junior School	96	159	86	No	Not known	Not known	0	1.494
3714	St Peter's Catholic Primary School	30	92	30	No	Not known	Not known	0	1.712
3053	St Peter's Church of England Primary School	30	99	30	Yes	19	11	0	0.337
3057	St Peter's Church of England Primary School	30	73	30	Yes	20	10	0	2.889
3150	St Peter's Church of England Primary School	15	39	9	Yes	6	5 or less	5 or less	0.28
3289	St Peter's Methodist Primary School	30	121	30	Yes	20	10	0	2.511

DFE No.	School Name	Intake	Total Applications (inc. EHCP)	Offers (inc. EHCP)	Own admissions authority	Offers			
						Distance offers	Higher criteria offers	Local authority allocations	Last distance offered (miles)
3740	St Richard's Catholic Primary School	30	45	22	No	Not known	Not known	0	3.202
3181	St Saviour's Church of England Junior School	96	71	68	Yes	5 or less	65	0	0.414
3743	St Simon of England Roman Catholic Primary School	30	53	25	No	Not known	Not known	5 or less	0.589
2611	St Stephen's Infant School	90	180	88	No	Not known	Not known	5 or less	2.023
2608	St Stephen's Junior School	100	85	84	No	Not known	Not known	0	0.908
3716	St Teresa's Catholic Primary School	30	70	30	No	Not known	Not known	5 or less	0.907
3749	St Thomas' Catholic Primary School	30	128	30	No	Not known	Not known	0	0.524
3751	St Thomas' Catholic Primary School	30	61	30	No	Not known	Not known	0	2.871
2192	Staplehurst School	75	93	68	Yes	46	19	5 or less	0.202
5216	Stella Maris Catholic Primary School	30	87	30	No	Not known	Not known	0	0.292
3158	Stelling Minnis Church of England Primary School	15	15	7	Yes	5 or less	5 or less	0	5.669
2539	Stocks Green Primary School	30	87	30	Yes	18	12	0	1.225
3021	Stone St Mary's CofE Primary School	90	178	90	No	Not known	Not known	0	0.861
3159	Stowting Church of England Primary School	15	40	15	Yes	7	8	0	5.895
3128	Sturry Church of England Primary School	60	88	55	No	Not known	Not known	0	3.049
3043	Sundridge and Brasted Church of England Voluntary Controlled Primary School	15	28	15	Yes	10	5 or less	0	6.234
2126	Sunny Bank Primary School	30	61	30	No	Not known	Not known	0	0.72
2156	Sussex Road Community Primary School	60	175	60	Yes	33	27	0	0.363
2193	Sutton Valence Primary School	30	96	29	Yes	18	11	0	4.812
5204	Sutton-At-Hone Church of England Primary School	60	89	43	No	Not known	Not known	0	0.747
2643	Swalecliffe Community Primary School	90	142	67	No	Not known	Not known	0	4.688
2023	Temple Ewell Church of England Primary School	22	60	20	No	Not known	Not known	0	4.244
2018	Temple Grove Academy	30	14	16	No	Not known	Not known	7	0.432
2657	Temple Hill Primary Academy	120	151	69	No	Not known	Not known	5 or less	0.423
3144	Tenterden Church of England Junior School	60	52	49	No	Not known	Not known	0	4.514
2290	Tenterden Infant School	60	72	40	No	Not known	Not known	0	3.587
3117	Teynham Parochial Church of England Primary School	30	40	18	Yes	9	9	0	1.312
2034	Thistle Hill Academy	60	74	43	No	Not known	Not known	5 or less	0.187
2569	Thornden Wood Primary School	60	105	47	No	Not known	Not known	0	1.555
3081	Thurnham Church of England Infant School	90	148	69	Yes	37	32	0	13.618
2008	Tiger Primary School	60	72	37	No	Not known	Not known	5 or less	0.223
3082	Trottscliffe Church of England Primary School	12	39	12	Yes	7	5 or less	0	1.958
2530	Tunbury Primary School	60	104	55	Yes	14	37	5 or less	0.354

DFE No.	School Name	Intake	Total Applications (inc. EHCP)	Offers (inc. EHCP)	Own admissions authority	Offers			
						Distance offers	Higher criteria offers	Local authority allocations	Last distance offered (miles)
3337	Tunstall Church of England Primary School	60	162	60	No	Not known	Not known	0	1.932
2029	Tymberwood Academy	60	93	48	No	Not known	Not known	5 or less	3.373
3083	Ulcombe Church of England Primary School	15	16	9	Yes	5 or less	6	0	4.432
2523	Upton Junior School	132	197	127	No	Not known	Not known	0	79.349
2531	Vale View Community School	30	61	25	No	Not known	Not known	0	0.733
2030	Valley Invicta (Aylesford) Primary School	60	135	60	No	Not known	Not known	0	1.409
2172	Valley Invicta (East Borough) Primary School	60	186	60	No	Not known	Not known	0	0.349
2037	Valley Invicta (Holborough Lakes) Primary School	30	120	30	No	Not known	Not known	0	0.431
2038	Valley Invicta (Kings Hill) Primary School	30	115	30	No	Not known	Not known	0	0.892
2036	Valley Invicta (Leybourne Chase) Primary School	30	73	30	No	Not known	Not known	0	0.271
2275	Victoria Road Primary School	30	121	30	Yes	19	11	0	0.463
2519	Vigo Village School	30	31	21	Yes	11	10	0	0.818
2307	Warden House Primary School	60	103	46	No	Not known	Not known	5 or less	0.58
2013	Water Meadows Primary School	30	38	20	No	Not known	Not known	0	8.335
3084	Wateringbury Church of England Primary School	30	26	12	No	Not known	Not known	0	4.671
2147	Weald Community Primary School	30	20	13	Yes	9	5 or less	5 or less	1.407
2025	Wells Free School	30	98	30	No	Not known	Not known	0	0.451
2684	Wentworth Primary School	90	168	90	No	Not known	Not known	0	0.778
2653	West Borough Primary School	60	140	51	Yes	31	19	5 or less	0.756
2676	West Hill Primary Academy	75	175	62	No	Not known	Not known	5 or less	0.579
3086	West Malling Church of England Primary School	30	46	25	No	Not known	Not known	0	1.41
2434	West Minster Primary School	60	100	47	Yes	25	20	5 or less	0.185
2658	Westcourt Primary School	30	57	25	No	Not known	Not known	5 or less	0.369
2077	Westgate Primary School	30	132	30	No	Not known	Not known	0	0.257
3912	Westlands Primary School	60	117	54	No	Not known	Not known	0	6.912
2268	Westmeads Community Infant School	60	112	37	Yes	30	7	0	50.98
2315	White Cliffs Primary and Nursery School	30	57	30	No	Not known	Not known	0	0.28
3900	Whitehill Primary School	60	83	40	No	Not known	Not known	5 or less	0.348
2471	Whitfield Aspen School	78	107	74	Yes	46	28	0	8.971
3339	Whitstable and Seasalter Endowed Church of England Junior School	60	95	53	No	Not known	Not known	0	3.473
2269	Whitstable Junior School	64	105	60	No	Not known	Not known	0	4.01
3130	Wickhambreaux Church of England Primary School	15	31	14	Yes	10	5 or less	0	10.442
2276	Willesborough Infant School	120	162	105	No	Not known	Not known	5 or less	0.196
5226	Willesborough Junior School	120	135	120	No	Not known	Not known	0	1.503
5219	Wilmington Primary School	30	97	28	No	Not known	Not known	0	2.415
5221	Wincheap Foundation Primary School	60	122	60	No	Not known	Not known	0	8.804

DFE No.	School Name	Intake	Total Applications (inc. EHCP)	Offers (inc. EHCP)	Own admissions authority	Offers			
						Distance offers	Higher criteria offers	Local authority allocations	Last distance offered (miles)
2326	Wingham Primary School	30	87	30	Yes	23	7	0	4.994
3346	Wittersham Church of England Primary School	20	22	16	No	Not known	Not known	0	3.784
3145	Woodchurch Church of England Primary School	26	37	18	Yes	9	9	0	5.713
2079	Woodlands Primary School	60	98	59	Yes	27	32	0	17.063
2327	Worth Primary School	10	33	10	No	Not known	Not known	0	3.539
3088	Wouldham, All Saints Church of England Voluntary Controlled Primary School	60	120	56	Yes	30	24	5 or less	0.251
2666	Wrotham Road Primary School	60	121	58	No	Not known	Not known	5 or less	0.251
3092	Yalding, St Peter and St Paul Church of England Voluntary Controlled Primary School	24	37	16	Yes	6	9	5 or less	1.923

Contact information

Kent County Council (LA: 886)

	Primary admissions enquiries: primaryadmissions@kent.gov.uk
	Online application enquiries: kentonlineadmissions@kent.gov.uk
	School transport enquiries: homeschooltransport@kent.gov.uk
	Special Educational Needs enquiries: sendadmingeneral@kent.gov.uk
	www.kent.gov.uk/education
	03000 412121 The helpline is open Monday to Friday, 9am – 5pm.

I have more questions, who else can I talk to?

If you have looked at this book, visited the schools and talked to your child's teachers but still have questions on the primary application or junior transfer process, the Primary Admissions Team can be contacted on the details above.

Alternatively, your nursery may be able to offer you any extra help or advice if you are finding the primary application process difficult to understand. If your child is already at an infant or primary school and you are looking to transfer them to a junior school, the school may have a Family Liaison Officer (FLO) or Parent Support Adviser (PSA) who you can talk to.

Neighbouring local authorities

-  **Medway Council** www.medway.gov.uk
-  **London Borough of Bexley** www.bexley.gov.uk
-  **London Borough of Bromley** www.bromley.gov.uk
-  **Surrey County Council** www.surrey.gov.uk
-  **East Sussex County Council** www.eastsussex.gov.uk

Glossary

Term	Definition
Admission authority	The body that decides upon and applies the admission arrangements for a school. In relation to a Community or Voluntary Controlled school means the Local Authority and, in relation to a Foundation or Voluntary Aided school and Academy, means the governing body of that school.
Admission arrangements	The arrangements for a particular school or schools which govern the procedures and decision making for the purposes of admitting pupils to the school. Sometimes also referred to as an Admissions Policy.
Admission criteria	The set of rules which a school uses to place children into priority order, or rank, if it receives more requests for places than it has spaces available.
Appeal panel	This is the independent panel which hears appeals relating to school admissions.
Coordinated Scheme	The process used by a Local authority to ensure the distribution of offers of places for schools in their area during the normal admission round.
Community school	These schools are run and funded fully by the Local authority, who determine their admission arrangements and make admissions decisions.
Compulsory school age	Compulsory school age refers to the point at which a child is legally required to begin full time education. A child reaches compulsory school age on the prescribed day after their 5 th birthday (or on their 5 th birthday if it falls on a prescribed day). The prescribed days are 31 December, 31 March and 31 August.
DfE number	The unique identification number assigned to an individual school by the Department for Education (DfE). This number helps to avoid confusion between schools with a similar name.
EHCP	Education, Health & Care Plans (formally Statement of Special Educational Need) is a formally recognised assessment of a child's educational needs and can name a school as suitable to provide education for that child.
Eligible for a place	Means that a child has been placed on a school's ranked list at such a point as falls within the school's published admission number.
Foundation school	Foundation schools are funded by central government via the Local authority, but the governing body is responsible for the admission arrangements.
Free school	A type of academy which is an all-ability, state-funded school set up in response to what local people say they want and need to improve education for their children. Free schools are run by their own governing body.

Grammar school	A secondary school which only admits children who have passed the relevant selection test (e.g. Kent Test).
Infant school	Infant schools admit children aged 4 to 6 years. The year groups are from reception year to year 2.
Junior school	Junior schools admit children aged 7 to 11 years. The year groups are from year 3 to year 6.
KCC	Kent County Council.
Kent Test	A selection test which assesses a child's suitability to be educated in a Kent grammar school.
LA	A local authority.
Local authority area	The area in respect of which Kent County Council is the Local authority.
IYAF	In Year Admission Form – this is the form used by parents to apply for a school place outside of a school's normal point of entry.
Last distance offered	The distance that the lowest ranked child offered a place at the school lived from the school in miles.
Local authority allocation	If none of the parent's preferred schools can offer a school place the Local Authority will allocate a child a school place. This will usually be at the nearest school to the home address which still has remaining places available after all other applications have been considered.
Local authority (LA) Number	The unique identification number assigned to each individual local authority. Kent County Council is 886.
National Offer Day	The date you will find out the result of your application (Thursday 16 April 2026)
Normal admission round	The period in which parents may apply for a school place for the first point of entry to a school in the following academic year.
Oversubscribed	A school is oversubscribed when it has more applications than it has places available.
Primary school	Primary schools admit children aged 4 to 11 years. The year groups are from reception year to year 6.
Preferences	Parents can name up to three schools they would like their child to attend. However, there is no guarantee that a place will be available if any, or all, of the preferred schools are oversubscribed.
Published Admission Number (PAN)	This is the number of places available in each year group at a school and is based on the available usable space in the school.
Secondary school	Educates children from year 7 to year 11 (11yrs old – 16yrs old) and sometimes sixth form
SIF	Supplementary Information Form – This is a form used by some schools which may be used by them to collect additional information at the time of application for them to apply their over subscription criteria. They are most used by Faith Schools to collect details in relation to a level of commitment to Faith which can be a factor in the priority given.
Summer born	A child born between 1 April and 31 August.

Sixth form	Years 12 and 13 at a secondary school – not all schools have these.
Reallocation	The period in which parents, who were not offered a place in the normal admission round at their preferred school may join the waiting list for entry to a school, and those who have missed the original deadline for applications may be considered for places.

Your guide to applying for a

infant, primary and junior school in Kent 2026

Produced by:

Coordinated Admissions
Kent County Council
County Hall
Maidstone
ME14 1XQ

